
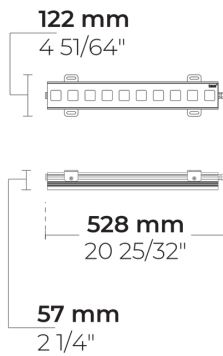


AQSA 0.5 m

LW7034.558-EN

CE UK CA IK08 IP65



Variants

Light distribution	[EL] 147x106°, [EL-2] 41x13°, [N] 20°, [MN] 35°, [M] 65°
Delivered lumens flux	1080 - 3034 lm
Rated input power	11 - 22 W
Colour temperature	2700 K CRI 80, 3000 K CRI 80, 4000 K CRI 70, 4000 K CRI 80
Lifetime L90B50 (hour)	>102, 000
Lifetime L80B50 (hour)	>102, 000

Options

Control	On/Off, DALI
Product colours	

Extras








Mounting options	Angle setting bracket, Long bracket
Consult the factory	120-277V 50/60Hz

Technical information

Mounting	Surface mountable via a bracket
Housing	Corrosion resistant, extruded, marine grade aluminum housing
Finishing	Chromate conversion pretreatment followed by electrostatic powder coating
Fasteners	Stainless steel (AISI 304 / EN 1.4301 grade)
Gasket	Liquid silicone
Lens / Reflector	PMMA lens with high optical efficiency
Glass / Diffusor	Tempered safety glass
Impact protection	IK08
Ingress protection	IP65
Input voltage	220-240V 50/60Hz
Insulation class	Class I
Weight	2.64 kg
Driver	External LED driver
Driver surge protection	10/6 kV
Power factor	> 0.95
Through wiring	Single cable entry
Operating temperature	-40...50°C
Cable	0.5 m of flexible cable

Project name		Type		Quantity	
Date		Note			

LW7034.558-EN-__-__-__-__-EN-C1-__-__-__

Light distribution	Rated input power	Colour temperature	Control	Product colours
[EL] Elliptical - 147x106°	[350] 11 W	[827] 2700 K CRI 80	[ONOFF] On/Off	[HM1]  Black
[EL-2] Elliptical - 41x13°	[700] 22 W	[830] 3000 K CRI 80	[DALI] DALI	[HM2]  Dark grey
[N] Narrow - 20°		[740] 4000 K CRI 70		[HM3]  Anthracite grey
[MN] Medium narrow - 35°		[840] 4000 K CRI 80		[HM4]  Light grey
[M] Medium - 65°				[HM5]  White
				[HM6]  Bronze
				[CC]  Custom colour (Please specify RAL code)
Extras				
Mounting options				
[ASB] Angle setting bracket				
[LB] Long bracket				
Consult the factory				
[UNI] 120-277V 50/60Hz				

Variant code	Light distribution	Delivered lumens flux	Rated input power	Colour temperature	Control
LW7034.558-EN-N-350-740	[N] Narrow - 20°	1326 lm	11 W	4000 K CRI 70	On/Off, DALI
LW7034.558-EN-N-350-827	[N] Narrow - 20°	1163 lm	11 W	2700 K CRI 80	On/Off, DALI
LW7034.558-EN-N-350-830	[N] Narrow - 20°	1163 lm	11 W	3000 K CRI 80	On/Off, DALI
LW7034.558-EN-N-350-840	[N] Narrow - 20°	1163 lm	11 W	4000 K CRI 80	On/Off, DALI
LW7034.558-EN-N-700-740	[N] Narrow - 20°	2549 lm	22 W	4000 K CRI 70	On/Off, DALI
LW7034.558-EN-N-700-827	[N] Narrow - 20°	2149 lm	22 W	2700 K CRI 80	On/Off, DALI
LW7034.558-EN-N-700-830	[N] Narrow - 20°	2149 lm	22 W	3000 K CRI 80	On/Off, DALI
LW7034.558-EN-N-700-840	[N] Narrow - 20°	2149 lm	22 W	4000 K CRI 80	On/Off, DALI
LW7034.558-EN-MN-350-740	[MN] Medium narrow - 35°	1232 lm	11 W	4000 K CRI 70	On/Off, DALI
LW7034.558-EN-MN-350-827	[MN] Medium narrow - 35°	1080 lm	11 W	2700 K CRI 80	On/Off, DALI
LW7034.558-EN-MN-350-830	[MN] Medium narrow - 35°	1080 lm	11 W	3000 K CRI 80	On/Off, DALI
LW7034.558-EN-MN-350-840	[MN] Medium narrow - 35°	1080 lm	11 W	4000 K CRI 80	On/Off, DALI
LW7034.558-EN-MN-700-740	[MN] Medium narrow - 35°	2367 lm	22 W	4000 K CRI 70	On/Off, DALI
LW7034.558-EN-MN-700-827	[MN] Medium narrow - 35°	1995 lm	22 W	2700 K CRI 80	On/Off, DALI
LW7034.558-EN-MN-700-830	[MN] Medium narrow - 35°	1995 lm	22 W	3000 K CRI 80	On/Off, DALI
LW7034.558-EN-MN-700-840	[MN] Medium narrow - 35°	1995 lm	22 W	4000 K CRI 80	On/Off, DALI
LW7034.558-EN-M-350-740	[M] Medium - 65°	1337 lm	11 W	4000 K CRI 70	On/Off, DALI
LW7034.558-EN-M-350-827	[M] Medium - 65°	1173 lm	11 W	2700 K CRI 80	On/Off, DALI
LW7034.558-EN-M-350-830	[M] Medium - 65°	1173 lm	11 W	3000 K CRI 80	On/Off, DALI
LW7034.558-EN-M-350-840	[M] Medium - 65°	1173 lm	11 W	4000 K CRI 80	On/Off, DALI
LW7034.558-EN-M-700-740	[M] Medium - 65°	2570 lm	22 W	4000 K CRI 70	On/Off, DALI
LW7034.558-EN-M-700-827	[M] Medium - 65°	2166 lm	22 W	2700 K CRI 80	On/Off, DALI
LW7034.558-EN-M-700-830	[M] Medium - 65°	2166 lm	22 W	3000 K CRI 80	On/Off, DALI
LW7034.558-EN-M-700-840	[M] Medium - 65°	2166 lm	22 W	4000 K CRI 80	On/Off, DALI
LW7034.558-EN-EL2-350-740	[EL] Elliptical - 147x106°	1579 lm	11 W	4000 K CRI 70	On/Off, DALI
LW7034.558-EN-EL2-350-827	[EL] Elliptical - 147x106°	1385 lm	11 W	2700 K CRI 80	On/Off, DALI
LW7034.558-EN-EL2-350-830	[EL] Elliptical - 147x106°	1385 lm	11 W	3000 K CRI 80	On/Off, DALI
LW7034.558-EN-EL2-350-840	[EL] Elliptical - 147x106°	1385 lm	11 W	4000 K CRI 80	On/Off, DALI
LW7034.558-EN-EL2-700-740	[EL] Elliptical - 147x106°	3034 lm	22 W	4000 K CRI 70	On/Off, DALI
LW7034.558-EN-EL2-700-827	[EL] Elliptical - 147x106°	2558 lm	22 W	2700 K CRI 80	On/Off, DALI
LW7034.558-EN-EL2-700-830	[EL] Elliptical - 147x106°	2558 lm	22 W	3000 K CRI 80	On/Off, DALI
LW7034.558-EN-EL2-700-840	[EL] Elliptical - 147x106°	2558 lm	22 W	4000 K CRI 80	On/Off, DALI
LW7034.558-EN-EL-350-740	[EL] Elliptical - 41x13°	1307 lm	11 W	4000 K CRI 70	On/Off, DALI
LW7034.558-EN-EL-350-827	[EL] Elliptical - 41x13°	1146 lm	11 W	2700 K CRI 80	On/Off, DALI
LW7034.558-EN-EL-350-830	[EL] Elliptical - 41x13°	1146 lm	11 W	3000 K CRI 80	On/Off, DALI
LW7034.558-EN-EL-350-840	[EL] Elliptical - 41x13°	1146 lm	11 W	4000 K CRI 80	On/Off, DALI
LW7034.558-EN-EL-700-740	[EL] Elliptical - 41x13°	2511 lm	22 W	4000 K CRI 70	On/Off, DALI
LW7034.558-EN-EL-700-827	[EL] Elliptical - 41x13°	2117 lm	22 W	2700 K CRI 80	On/Off, DALI
LW7034.558-EN-EL-700-830	[EL] Elliptical - 41x13°	2117 lm	22 W	3000 K CRI 80	On/Off, DALI
LW7034.558-EN-EL-700-840	[EL] Elliptical - 41x13°	2117 lm	22 W	4000 K CRI 80	On/Off, DALI

HPR Pazarlama A.Ş.

Başkent OSB 22. Cd. No: 2, Malıköy, Temelli,
Sincan, 06909 Ankara, Turkey
+90 312 267 54 30
info@hepergroup.com

HEPER Europe GmbH

Ahornweg 5a, 58675
Hemer, Germany
+49 237 2901 2975
infoEU@hepergroup.com

We reserve the right to change specifications without prior written notice. Edition: 21.03.2024.
For current version visit heperlighting.com. All flux (±%7 tolerance) and power values (±%10 tolerance) are derived following appropriate IES, CIE, and applicable standards.