
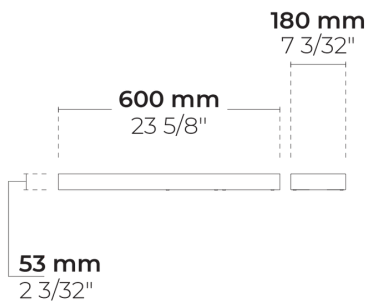


# PRIFMA W AFX 2 Module

LW2042.862-US



## Configurations

<b>Light distribution</b>	[P4] 20x78°, [T1] 111x48°, [T2] 133x48°, [T2-2] 149x54°, [T3] 143x63°, [T4] 117x64°, [T5] 117°
<b>Delivered lumens flux</b>	3785 - 9085 lm
<b>Rated input power</b>	34 - 67 W
<b>Color temperature</b>	2700 K CRI 80, 3000 K CRI 80, 4000 K CRI 70, 4000 K CRI 80
<b>BUG rating</b>	B1-U0-G1, B2-U0-G1, B2-U1-G1, B3-U0-G1, B1-U0-G0, B1-U1-G1, B2-U0-G0, B3-U0-G0
<b>Lifetime L90 (hour)</b>	>102, 000
<b>Lifetime L80 (hour)</b>	>102, 000

## Options

<b>Control</b>	On/Off, 0-10V
<b>Product colors</b>	

## Extras








<b>Luminaire body options</b>	Double powder coating
-------------------------------	-----------------------

## Technical information

<b>Mounting</b>	Wall mountable
<b>Housing</b>	Corrosion resistant, marine grade aluminum housing
<b>Finishing</b>	Chromate conversion pretreatment followed by electrostatic powder coating
<b>Fasteners</b>	Stainless steel (AISI 304 / EN 1.4301 grade)
<b>Gasket</b>	Liquid silicone
<b>Lens / Reflector</b>	PMMA lens with high optical efficiency
<b>Glass / Diffusor</b>	Tempered safety glass
<b>Impact protection</b>	IK08
<b>Ingress protection</b>	IP66
<b>Input voltage</b>	120-277V 50/60Hz
<b>Insulation class</b>	Class I
<b>Weight</b>	11.66 lbs
<b>LED module</b>	High power LEDs on metal-core PCB
<b>Driver</b>	Internal LED driver
<b>Driver surge protection</b>	6/4 kV
<b>Power factor</b>	> 0.96
<b>Through wiring</b>	Single power cord entry
<b>Operating temperature</b>	-40...50°C
<b>Power cord</b>	20" of outdoor use rated flexible power cord
<b>Notes</b>	3000K CCT or warmer must be selected to be DarkSky International certified.

Project name		Type		Quantity	
Date		Note			

**LW2042.862-US-** \_ \_ \_ \_ \_

Light distribution	Rated input power	Color temperature	Control	Product colors
<b>[P4]</b> Pedestrian crosswalk distribution - 20x78°	<b>[350]</b> 34 W	<b>[827]</b> 2700 K CRI 80	<b>[ONOFF]</b> On/Off	<b>[HM1]</b>  Black
<b>[T1]</b> Type I - 111x48°	<b>[500]</b> 48 W	<b>[830]</b> 3000 K CRI 80	<b>[0-10V]</b> 0-10V	<b>[HM2]</b>  Dark gray
<b>[T2]</b> Type II - 133x48°	<b>[700]</b> 67 W	<b>[740]</b> 4000 K CRI 70		<b>[HM3]</b>  Anthracite gray
<b>[T2-2]</b> Type II - 149x54°		<b>[840]</b> 4000 K CRI 80		<b>[HM4]</b>  Light gray
<b>[T3]</b> Type III - 143x63°				<b>[HM5]</b>  White
<b>[T4]</b> Type IV - 117x64°				<b>[HM6]</b>  Bronze
<b>[T5]</b> Type V - 117°				<b>[CC]</b>  Custom color (Please specify RAL code)
<b>Extras</b>				
<b>Luminaire body options</b>				
<b>[DPC]</b> Double powder coating				

Configuration code	Light distribution	Delivered lumens flux	Rated input power	Color temperature	Control
LW2042.862-US-T1-350-740	[T1] Type I - 111x48°	4830 lm	34 W	4000 K CRI 70	On/Off, 0-10V
LW2042.862-US-T1-350-827	[T1] Type I - 111x48°	4235 lm	34 W	2700 K CRI 80	On/Off, 0-10V
LW2042.862-US-T1-350-830	[T1] Type I - 111x48°	4235 lm	34 W	3000 K CRI 80	On/Off, 0-10V
LW2042.862-US-T1-350-840	[T1] Type I - 111x48°	4235 lm	34 W	4000 K CRI 80	On/Off, 0-10V
LW2042.862-US-T1-500-740	[T1] Type I - 111x48°	6785 lm	48 W	4000 K CRI 70	On/Off, 0-10V
LW2042.862-US-T1-500-827	[T1] Type I - 111x48°	5790 lm	48 W	2700 K CRI 80	On/Off, 0-10V
LW2042.862-US-T1-500-830	[T1] Type I - 111x48°	5790 lm	48 W	3000 K CRI 80	On/Off, 0-10V
LW2042.862-US-T1-500-840	[T1] Type I - 111x48°	5790 lm	48 W	4000 K CRI 80	On/Off, 0-10V
LW2042.862-US-T1-700-740	[T1] Type I - 111x48°	8925 lm	67 W	4000 K CRI 70	On/Off, 0-10V
LW2042.862-US-T1-700-827	[T1] Type I - 111x48°	7500 lm	67 W	2700 K CRI 80	On/Off, 0-10V
LW2042.862-US-T1-700-830	[T1] Type I - 111x48°	7500 lm	67 W	3000 K CRI 80	On/Off, 0-10V
LW2042.862-US-T1-700-840	[T1] Type I - 111x48°	7500 lm	67 W	4000 K CRI 80	On/Off, 0-10V
LW2042.862-US-T2-350-740	[T2] Type II - 133x48°	4510 lm	34 W	4000 K CRI 70	On/Off, 0-10V
LW2042.862-US-T2-350-827	[T2] Type II - 133x48°	3955 lm	34 W	2700 K CRI 80	On/Off, 0-10V
LW2042.862-US-T2-350-830	[T2] Type II - 133x48°	3955 lm	34 W	3000 K CRI 80	On/Off, 0-10V
LW2042.862-US-T2-350-840	[T2] Type II - 133x48°	3955 lm	34 W	4000 K CRI 80	On/Off, 0-10V
LW2042.862-US-T2-500-740	[T2] Type II - 133x48°	6880 lm	48 W	4000 K CRI 70	On/Off, 0-10V
LW2042.862-US-T2-500-827	[T2] Type II - 133x48°	5870 lm	48 W	2700 K CRI 80	On/Off, 0-10V
LW2042.862-US-T2-500-830	[T2] Type II - 133x48°	5870 lm	48 W	3000 K CRI 80	On/Off, 0-10V
LW2042.862-US-T2-500-840	[T2] Type II - 133x48°	5870 lm	48 W	4000 K CRI 80	On/Off, 0-10V
LW2042.862-US-T2-700-740	[T2] Type II - 133x48°	9085 lm	67 W	4000 K CRI 70	On/Off, 0-10V
LW2042.862-US-T2-700-827	[T2] Type II - 133x48°	6980 lm	67 W	2700 K CRI 80	On/Off, 0-10V
LW2042.862-US-T2-700-830	[T2] Type II - 133x48°	6980 lm	67 W	3000 K CRI 80	On/Off, 0-10V
LW2042.862-US-T2-700-840	[T2] Type II - 133x48°	6980 lm	67 W	4000 K CRI 80	On/Off, 0-10V
LW2042.862-US-T2-2-350-740	[T2] Type II - 149x54°	4585 lm	34 W	4000 K CRI 70	On/Off, 0-10V
LW2042.862-US-T2-2-350-827	[T2] Type II - 149x54°	4020 lm	34 W	2700 K CRI 80	On/Off, 0-10V
LW2042.862-US-T2-2-350-830	[T2] Type II - 149x54°	4020 lm	34 W	3000 K CRI 80	On/Off, 0-10V
LW2042.862-US-T2-2-350-840	[T2] Type II - 149x54°	4020 lm	34 W	4000 K CRI 80	On/Off, 0-10V
LW2042.862-US-T2-2-500-740	[T2] Type II - 149x54°	6635 lm	48 W	4000 K CRI 70	On/Off, 0-10V
LW2042.862-US-T2-2-500-827	[T2] Type II - 149x54°	5665 lm	48 W	2700 K CRI 80	On/Off, 0-10V
LW2042.862-US-T2-2-500-830	[T2] Type II - 149x54°	5665 lm	48 W	3000 K CRI 80	On/Off, 0-10V
LW2042.862-US-T2-2-500-840	[T2] Type II - 149x54°	5665 lm	48 W	4000 K CRI 80	On/Off, 0-10V
LW2042.862-US-T2-2-700-740	[T2] Type II - 149x54°	8675 lm	67 W	4000 K CRI 70	On/Off, 0-10V
LW2042.862-US-T2-2-700-827	[T2] Type II - 149x54°	7600 lm	67 W	2700 K CRI 80	On/Off, 0-10V
LW2042.862-US-T2-2-700-830	[T2] Type II - 149x54°	7600 lm	67 W	3000 K CRI 80	On/Off, 0-10V
LW2042.862-US-T2-2-700-840	[T2] Type II - 149x54°	7600 lm	67 W	4000 K CRI 80	On/Off, 0-10V
LW2042.862-US-T3-350-740	[T3] Type III - 143x63°	4315 lm	34 W	4000 K CRI 70	On/Off, 0-10V
LW2042.862-US-T3-350-827	[T3] Type III - 143x63°	3785 lm	34 W	2700 K CRI 80	On/Off, 0-10V
LW2042.862-US-T3-350-830	[T3] Type III - 143x63°	3785 lm	34 W	3000 K CRI 80	On/Off, 0-10V
LW2042.862-US-T3-350-840	[T3] Type III - 143x63°	3785 lm	34 W	4000 K CRI 80	On/Off, 0-10V

LW2042.862-US-T3-500-740	[T3] Type III - 143x63°	6315 lm	48 W	4000 K CRI 70	On/Off, 0-10V
LW2042.862-US-T3-500-827	[T3] Type III - 143x63°	5390 lm	48 W	2700 K CRI 80	On/Off, 0-10V
LW2042.862-US-T3-500-830	[T3] Type III - 143x63°	5390 lm	48 W	3000 K CRI 80	On/Off, 0-10V
LW2042.862-US-T3-500-840	[T3] Type III - 143x63°	5390 lm	48 W	4000 K CRI 80	On/Off, 0-10V
LW2042.862-US-T3-700-740	[T3] Type III - 143x63°	8240 lm	67 W	4000 K CRI 70	On/Off, 0-10V
LW2042.862-US-T3-700-827	[T3] Type III - 143x63°	6980 lm	67 W	2700 K CRI 80	On/Off, 0-10V
LW2042.862-US-T3-700-830	[T3] Type III - 143x63°	6980 lm	67 W	3000 K CRI 80	On/Off, 0-10V
LW2042.862-US-T3-700-840	[T3] Type III - 143x63°	6980 lm	67 W	4000 K CRI 80	On/Off, 0-10V
LW2042.862-US-T4-350-740	[T4] Type IV - 117x64°	4520 lm	34 W	4000 K CRI 70	On/Off, 0-10V
LW2042.862-US-T4-350-827	[T4] Type IV - 117x64°	3965 lm	34 W	2700 K CRI 80	On/Off, 0-10V
LW2042.862-US-T4-350-830	[T4] Type IV - 117x64°	3965 lm	34 W	3000 K CRI 80	On/Off, 0-10V
LW2042.862-US-T4-350-840	[T4] Type IV - 117x64°	3965 lm	34 W	4000 K CRI 80	On/Off, 0-10V
LW2042.862-US-T4-500-740	[T4] Type IV - 117x64°	6565 lm	48 W	4000 K CRI 70	On/Off, 0-10V
LW2042.862-US-T4-500-827	[T4] Type IV - 117x64°	5605 lm	48 W	2700 K CRI 80	On/Off, 0-10V
LW2042.862-US-T4-500-830	[T4] Type IV - 117x64°	5605 lm	48 W	3000 K CRI 80	On/Off, 0-10V
LW2042.862-US-T4-500-840	[T4] Type IV - 117x64°	5605 lm	48 W	4000 K CRI 80	On/Off, 0-10V
LW2042.862-US-T4-700-740	[T4] Type IV - 117x64°	8705 lm	67 W	4000 K CRI 70	On/Off, 0-10V
LW2042.862-US-T4-700-827	[T4] Type IV - 117x64°	7255 lm	67 W	2700 K CRI 80	On/Off, 0-10V
LW2042.862-US-T4-700-830	[T4] Type IV - 117x64°	7255 lm	67 W	3000 K CRI 80	On/Off, 0-10V
LW2042.862-US-T4-700-840	[T4] Type IV - 117x64°	7255 lm	67 W	4000 K CRI 80	On/Off, 0-10V
LW2042.862-US-T5-350-740	[T5] Type V - 117°	4690 lm	34 W	4000 K CRI 70	On/Off, 0-10V
LW2042.862-US-T5-350-827	[T5] Type V - 117°	4115 lm	34 W	2700 K CRI 80	On/Off, 0-10V
LW2042.862-US-T5-350-830	[T5] Type V - 117°	4115 lm	34 W	3000 K CRI 80	On/Off, 0-10V
LW2042.862-US-T5-350-840	[T5] Type V - 117°	4115 lm	34 W	4000 K CRI 80	On/Off, 0-10V
LW2042.862-US-T5-500-740	[T5] Type V - 117°	6920 lm	48 W	4000 K CRI 70	On/Off, 0-10V
LW2042.862-US-T5-500-827	[T5] Type V - 117°	5910 lm	48 W	2700 K CRI 80	On/Off, 0-10V
LW2042.862-US-T5-500-830	[T5] Type V - 117°	5910 lm	48 W	3000 K CRI 80	On/Off, 0-10V
LW2042.862-US-T5-500-840	[T5] Type V - 117°	5910 lm	48 W	4000 K CRI 80	On/Off, 0-10V
LW2042.862-US-T5-700-740	[T5] Type V - 117°	8940 lm	67 W	4000 K CRI 70	On/Off, 0-10V
LW2042.862-US-T5-700-827	[T5] Type V - 117°	7645 lm	67 W	2700 K CRI 80	On/Off, 0-10V
LW2042.862-US-T5-700-830	[T5] Type V - 117°	7645 lm	67 W	3000 K CRI 80	On/Off, 0-10V
LW2042.862-US-T5-700-840	[T5] Type V - 117°	7645 lm	67 W	4000 K CRI 80	On/Off, 0-10V
LW2042.862-US-P4-350-740	[P4] Pedestrian crosswalk distribution - 20x78°	4690 lm	34 W	4000 K CRI 70	On/Off, 0-10V
LW2042.862-US-P4-350-827	[P4] Pedestrian crosswalk distribution - 20x78°	4115 lm	34 W	2700 K CRI 80	On/Off, 0-10V
LW2042.862-US-P4-350-830	[P4] Pedestrian crosswalk distribution - 20x78°	4115 lm	34 W	3000 K CRI 80	On/Off, 0-10V
LW2042.862-US-P4-350-840	[P4] Pedestrian crosswalk distribution - 20x78°	4115 lm	34 W	4000 K CRI 80	On/Off, 0-10V
LW2042.862-US-P4-500-740	[P4] Pedestrian crosswalk distribution - 20x78°	6830 lm	48 W	4000 K CRI 70	On/Off, 0-10V
LW2042.862-US-P4-500-827	[P4] Pedestrian crosswalk distribution - 20x78°	5830 lm	48 W	2700 K CRI 80	On/Off, 0-10V
LW2042.862-US-P4-500-830	[P4] Pedestrian crosswalk distribution - 20x78°	5830 lm	48 W	3000 K CRI 80	On/Off, 0-10V

LW2042.862-US-P4-500-840	[P4] Pedestrian crosswalk distribution - 20x78°	5830 lm	48 W	4000 K CRI 80	On/Off, 0-10V
LW2042.862-US-P4-700-740	[P4] Pedestrian crosswalk distribution - 20x78°	9025 lm	67 W	4000 K CRI 70	On/Off, 0-10V
LW2042.862-US-P4-700-827	[P4] Pedestrian crosswalk distribution - 20x78°	7545 lm	67 W	2700 K CRI 80	On/Off, 0-10V
LW2042.862-US-P4-700-830	[P4] Pedestrian crosswalk distribution - 20x78°	7545 lm	67 W	3000 K CRI 80	On/Off, 0-10V
LW2042.862-US-P4-700-840	[P4] Pedestrian crosswalk distribution - 20x78°	7545 lm	67 W	4000 K CRI 80	On/Off, 0-10V