



GOLEDO-T 80 LED


LT2037.885-US



[T-ASYM-A]
Tunnel, Asymmetric,
Type A -



[T-CB-A]
Tunnel, Counter
beam, Type A -



[T-SYM-A]
Tunnel, Symmetric,
Type A -

Configurations

Light distribution	[T-ASYM-A] , [T-CB-A] , [T-SYM-A]
Delivered lumens flux	16125 - 23605 lm
Rated input power	121 - 170 W
Color temperature	3000 K CRI 70, 3000 K CRI 80, 4000 K CRI 70
Lifetime L90 (hour)	>102, 000
Lifetime L80 (hour)	>102, 000

Options

Control	On/Off, 0-10V
Product colors	

Extras



External surge protection	10 kV
Luminaire body options	Double powder coating

Technical information

Mounting	Standard strap connection. Sliding mounting bracket is optional through extra
Housing	Corrosion resistant, die-cast, marine grade aluminum housing
Finishing	Chromate conversion pretreatment followed by electrostatic powder coating
Fasteners	Stainless steel (AISI 304 / EN 1.4301 grade)
Gasket	Silicone
Lens / Reflector	PMMA lens with high optical efficiency
Glass / Diffusor	Tempered safety glass
Impact protection	IK08
Ingress protection	IP66
Input voltage	120-277V 50/60Hz
Insulation class	Class I
Weight	22.1 lbs
LED module	High power LEDs on metal-core PCB
Driver	Internal LED driver
Through wiring	Single power cord entry
Operating temperature	-40...50°C
Power cord	40" of halogen-free power cord

Project name		Type		Quantity	
Date		Note			

LT2037.885-US-____-____-____-____-____-____-____-____

Light distribution	Rated input power	Color temperature	Control	Product colors
[T-ASYM-A] Tunnel, Asymmetric, Type A [T-CB-A] Tunnel, Counter beam, Type A [T-SYM-A] Tunnel, Symmetric, Type A	[500] 121 W [700] 170 W	[730] 3000 K CRI 70 [830] 3000 K CRI 80 [740] 4000 K CRI 70	[ONOFF] On/Off [0-10V] 0-10V	[CC]  Custom color (Please specify RAL code) [7035]  Light gray (RAL 7035)
Extras				
External surge protection				
[SP10] 10 kV				
Luminaire body options				
[DPC] Double powder coating				

Configuration code	Light distribution	Delivered lumens flux	Rated input power	Color temperature	Control
LT2037.885-US-T-ASYM-A-350-730	[T-ASYM-A] Tunnel, Asymmetric, Type A			3000 K CRI 70	On/Off, 0-10V
LT2037.885-US-T-ASYM-A-350-740	[T-ASYM-A] Tunnel, Asymmetric, Type A			4000 K CRI 70	On/Off, 0-10V
LT2037.885-US-T-ASYM-A-350-830	[T-ASYM-A] Tunnel, Asymmetric, Type A			3000 K CRI 80	On/Off, 0-10V
LT2037.885-US-T-ASYM-A-500-730	[T-ASYM-A] Tunnel, Asymmetric, Type A	16186 lm	121 W	3000 K CRI 70	On/Off, 0-10V
LT2037.885-US-T-ASYM-A-500-740	[T-ASYM-A] Tunnel, Asymmetric, Type A	17124 lm	121 W	4000 K CRI 70	On/Off, 0-10V
LT2037.885-US-T-ASYM-A-700-730	[T-ASYM-A] Tunnel, Asymmetric, Type A	20875 lm	170 W	3000 K CRI 70	On/Off, 0-10V
LT2037.885-US-T-ASYM-A-700-740	[T-ASYM-A] Tunnel, Asymmetric, Type A	22445 lm	170 W	4000 K CRI 70	On/Off, 0-10V
LT2037.885-US-T-CB-A-350-730	[T-CB-A] Tunnel, Counter beam, Type A			3000 K CRI 70	On/Off, 0-10V
LT2037.885-US-T-CB-A-350-740	[T-CB-A] Tunnel, Counter beam, Type A			4000 K CRI 70	On/Off, 0-10V
LT2037.885-US-T-CB-A-350-830	[T-CB-A] Tunnel, Counter beam, Type A			3000 K CRI 80	On/Off, 0-10V
LT2037.885-US-T-CB-A-500-730	[T-CB-A] Tunnel, Counter beam, Type A	17023 lm	121 W	3000 K CRI 70	On/Off, 0-10V
LT2037.885-US-T-CB-A-500-740	[T-CB-A] Tunnel, Counter beam, Type A	18009 lm	121 W	4000 K CRI 70	On/Off, 0-10V
LT2037.885-US-T-CB-A-700-730	[T-CB-A] Tunnel, Counter beam, Type A	21954 lm	170 W	3000 K CRI 70	On/Off, 0-10V
LT2037.885-US-T-CB-A-700-740	[T-CB-A] Tunnel, Counter beam, Type A	23605 lm	170 W	4000 K CRI 70	On/Off, 0-10V
LT2037.885-US-T-SYM-A-350-730	[T-SYM-A] Tunnel, Symmetric, Type A			3000 K CRI 70	On/Off, 0-10V
LT2037.885-US-T-SYM-A-350-740	[T-SYM-A] Tunnel, Symmetric, Type A			4000 K CRI 70	On/Off, 0-10V
LT2037.885-US-T-SYM-A-350-830	[T-SYM-A] Tunnel, Symmetric, Type A			3000 K CRI 80	On/Off, 0-10V
LT2037.885-US-T-SYM-A-500-730	[T-SYM-A] Tunnel, Symmetric, Type A	16125 lm	121 W	3000 K CRI 70	On/Off, 0-10V
LT2037.885-US-T-SYM-A-500-740	[T-SYM-A] Tunnel, Symmetric, Type A	17059 lm	121 W	4000 K CRI 70	On/Off, 0-10V
LT2037.885-US-T-SYM-A-700-730	[T-SYM-A] Tunnel, Symmetric, Type A	20735 lm	170 W	3000 K CRI 70	On/Off, 0-10V
LT2037.885-US-T-SYM-A-700-740	[T-SYM-A] Tunnel, Symmetric, Type A	22309 lm	170 W	4000 K CRI 70	On/Off, 0-10V