
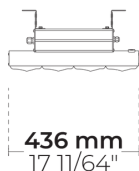


T-LIGHT ML 4 CB Module

LT2029.651-US



PHASED-
OUT



[T-CB-C]
Tunnel, Counter
beam, Type C -
130x85°

Configurations

Light distribution	[T-CB-C] 130x85°
Delivered lumens flux	7554 - 8122 lm
Rated input power	70 W
Color temperature	3000 K CRI 80, 4000 K CRI 70
BUG rating	B2-U0-G1
Lifetime L90 (hour)	>72, 600
Lifetime L80 (hour)	>72, 600

Options

Control	On/Off, 0-10V
Product colors	








Extras

Luminaire body options	Double powder coating
------------------------	-----------------------

Technical information

Mounting	Direct tray mountable
Housing	Corrosion resistant, marine grade aluminum housing
Finishing	Chromate conversion pretreatment followed by electrostatic powder coating
Fasteners	Stainless steel (AISI 304 / EN 1.4301 grade)
Gasket	Silicone
Lens / Reflector	High reflectance aluminium coating, multifaceted micro reflector
Glass / Diffusor	Bio-based, enriched with bisphenol A diffusor
Impact protection	IK08
Ingress protection	IP66
Input voltage	120-277V 50/60Hz
Insulation class	Class I
Weight	12.4 lbs
LED module	Multi-chip high power LEDs on metal-core PCB
Driver	Internal LED driver
Driver surge protection	6/4 kV
Power factor	> 0.98
Through wiring	Single power cord entry
Operating temperature	-40...50°C
Power cord	40" of halogen-free power cord

Project name				Type		Quantity	
Date		Note					
LT2029.651-US- ____-____-____-____-____-____-____							

Light distribution	Rated input power	Color temperature	Control	Product colors
[T-CB-C] Tunnel, Counter beam, Type C - 130x85°	[700] 70 W	[830] 3000 K CRI 80 [740] 4000 K CRI 70	[ONOFF] On/Off [0-10V] 0-10V	[HM1]  Black [HM2]  Dark gray [HM3]  Anthracite gray [HM4]  Light gray [HM5]  White [HM6]  Bronze [CC]  Custom color (Please specify RAL code)
Extras				
Luminaire body options				
[DPC] Double powder coating				

Configuration code	Light distribution	Delivered lumens flux	Rated input power	Color temperature	Control
LT2029.651-US-T-CB-C-700-740	[T-CB-C] Tunnel, Counter beam, Type C - 130x85°	8122 lm	70 W	4000 K CRI 70	On/Off, 0-10V
LT2029.651-US-T-CB-C-700-830	[T-CB-C] Tunnel, Counter beam, Type C - 130x85°	7554 lm	70 W	3000 K CRI 80	On/Off, 0-10V