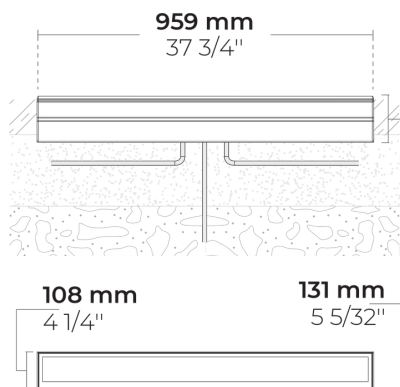



# ZETA 12 Dyno

LR9012.584-US



[WW]

Wall-wash - 45x85°

## Configurations

|                              |                                                            |
|------------------------------|------------------------------------------------------------|
| <b>Light distribution</b>    | [WW] 45x85°                                                |
| <b>Delivered lumens flux</b> | 2388 - 2799 lm                                             |
| <b>Rated input power</b>     | 30 W                                                       |
| <b>Color temperature</b>     | 2700 K CRI 80, 3000 K CRI 80, 4000 K CRI 70, 4000 K CRI 80 |
| <b>Lifetime L90 (hour)</b>   | >42,000                                                    |
| <b>Lifetime L80 (hour)</b>   | >42,000                                                    |

## Options

|                       |               |
|-----------------------|---------------|
| <b>Control</b>        | On/Off, 0-10V |
| <b>Product colors</b> |               |

## Technical information

|                                |                                                                           |
|--------------------------------|---------------------------------------------------------------------------|
| <b>Mounting</b>                | Ground recessed mountable                                                 |
| <b>Housing</b>                 | Corrosion resistant stainless steel housing (AISI 316L / EN 1.4571 grade) |
| <b>Fasteners</b>               | Stainless steel (AISI 304 / EN 1.4301 grade)                              |
| <b>Gasket</b>                  | Silicone                                                                  |
| <b>Lens / Reflector</b>        | High reflectance aluminium coating, multifaceted micro reflector          |
| <b>Glass / Diffuser</b>        | Tempered safety glass                                                     |
| <b>Impact protection</b>       | IK08                                                                      |
| <b>Ingress protection</b>      | IP67                                                                      |
| <b>Input voltage</b>           | 120-277V 50/60Hz                                                          |
| <b>Insulation class</b>        | Class I                                                                   |
| <b>Weight</b>                  | 17.3 lbs                                                                  |
| <b>LED module</b>              | High power LEDs on metal-core PCB                                         |
| <b>Driver</b>                  | Internal LED driver                                                       |
| <b>Driver surge protection</b> | 4/4 kV                                                                    |
| <b>Power factor</b>            | > 0.97                                                                    |
| <b>Through wiring</b>          | Single power cord entry                                                   |
| <b>Operating temperature</b>   | -40...50°C                                                                |
| <b>Power cord</b>              | 12" of rubber-sheathed power cord                                         |

## Accessories (Included)

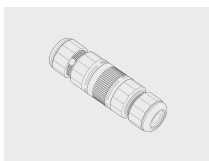
Mounting accessories



**Aluminium case  
for ZETA 12 Dyno /  
MOLTO 6 Hybrid**

007500402

Mounting accessories



**Connector set - 5-  
pole**

141407400

## Accessories (To be ordered separately)


Mounting accessories



**Case removing  
vacuum**

160404012

|                                     |  |      |  |          |  |
|-------------------------------------|--|------|--|----------|--|
| Project name                        |  | Type |  | Quantity |  |
| Date                                |  | Note |  |          |  |
| <b>LR9012.584-US-__-__-__-__-__</b> |  |      |  |          |  |

| Light distribution                                                                                                         | Rated input power                             | Color temperature                                                                                                                            | Control                                                 | Product colors                                                                                                     |
|----------------------------------------------------------------------------------------------------------------------------|-----------------------------------------------|----------------------------------------------------------------------------------------------------------------------------------------------|---------------------------------------------------------|--------------------------------------------------------------------------------------------------------------------|
| <b>[WW]</b><br>Wall-wash - 45x85°                                                                                          | <b>[350]</b><br>30 W                          | <b>[827]</b><br>2700 K CRI 80<br><br><b>[830]</b><br>3000 K CRI 80<br><br><b>[740]</b><br>4000 K CRI 70<br><br><b>[840]</b><br>4000 K CRI 80 | <b>[ONOFF]</b><br>On/Off<br><br><b>[0-10V]</b><br>0-10V | <b>[SS]</b><br>Stainless steel  |
| <b>Accessories (Included)</b>                                                                                              | <b>Accessories (To be ordered separately)</b> |                                                                                                                                              |                                                         |                                                                                                                    |
| <b>Mounting accessories</b>                                                                                                | <b>Mounting accessories</b>                   |                                                                                                                                              |                                                         |                                                                                                                    |
| <b>[007500402]</b><br>Aluminium case for ZETA 12 Dyno / MOLTO 6 Hybrid<br><br><b>[141407400]</b><br>Connector set - 5-pole | <b>[160404012]</b><br>Case removing vacuum    |                                                                                                                                              |                                                         |                                                                                                                    |

| <b>Configuration code</b> | <b>Light distribution</b> | <b>Delivered lumens flux</b> | <b>Rated input power</b> | <b>Color temperature</b> | <b>Control</b> |
|---------------------------|---------------------------|------------------------------|--------------------------|--------------------------|----------------|
| LR9012.584-US-WW-350-740  | [WW] Wall-wash - 45x85°   | 2799 lm                      | 30 W                     | 4000 K CRI 70            | On/Off, 0-10V  |
| LR9012.584-US-WW-350-827  | [WW] Wall-wash - 45x85°   | 2388 lm                      | 30 W                     | 2700 K CRI 80            | On/Off, 0-10V  |
| LR9012.584-US-WW-350-830  | [WW] Wall-wash - 45x85°   | 2463 lm                      | 30 W                     | 3000 K CRI 80            | On/Off, 0-10V  |
| LR9012.584-US-WW-350-840  | [WW] Wall-wash - 45x85°   | 2649 lm                      | 30 W                     | 4000 K CRI 80            | On/Off, 0-10V  |