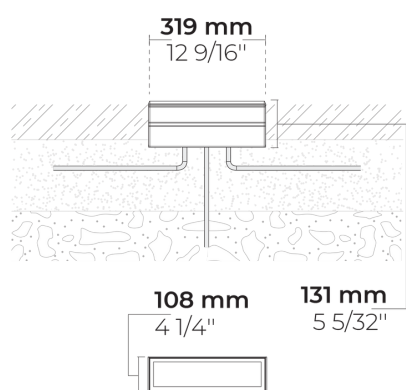



ZETA 4 Dyno

LR9012.582-US



[WW]
Wall-wash - 49x33°

Configurations

Light distribution	[WW] 49x33°
Delivered lumens flux	793 - 930 lm
Rated input power	10 W
Color temperature	2700 K CRI 80, 3000 K CRI 80, 4000 K CRI 70, 4000 K CRI 80
Lifetime L90 (hour)	>42,000
Lifetime L80 (hour)	>42,000

Options

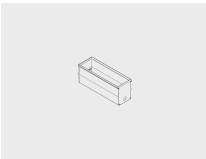
Control	On/Off, 0-10V
Product colors	

Technical information

Mounting	Ground recessed mountable
Housing	Corrosion resistant stainless steel housing (AISI 316L / EN 1.4571 grade)
Fasteners	Stainless steel (AISI 304 / EN 1.4301 grade)
Gasket	Silicone
Lens / Reflector	High reflectance aluminium coating, multifaceted micro reflector
Glass / Diffusor	Tempered safety glass
Impact protection	IK08
Ingress protection	IP67
Input voltage	120-277V 50/60Hz
Insulation class	Class I
Weight	6.1 lbs
LED module	High power LEDs on metal-core PCB
Driver	Internal LED driver
Driver surge protection	1/1 kV
Power factor	> 0.90
Through wiring	Single power cord entry
Operating temperature	-30...50°C
Power cord	12" of rubber-sheathed power cord

Accessories (Included)

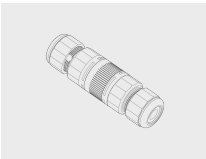
Mounting accessories



Aluminium case
for ZETA 4 Dyno /
MOLTO 2 Hybrid

007500582

Mounting accessories



Connector set - 5-
pole

141407400

Accessories (To be ordered separately)

Mounting accessories




Case removing
vacuum

160404012

Project name				Type		Quantity	
Date		Note					

LR9012.582-US-____-____-____-____-____

Light distribution	Rated input power	Color temperature	Control	Product colors
[WW] Wall-wash - 49x33°	[350] 10 W	[827] 2700 K CRI 80 [830] 3000 K CRI 80 [740] 4000 K CRI 70 [840] 4000 K CRI 80	[ONOFF] On/Off [0-10V] 0-10V	[SS] Stainless steel 
Accessories <i>(Included)</i>	Accessories <i>(To be ordered separately)</i>			
Mounting accessories	Mounting accessories			
[007500582] Aluminium case for ZETA 4 Dyno / MOLTO 2 Hybrid [141407400] Connector set - 5-pole	[160404012] Case removing vacuum			

Configuration code	Light distribution	Delivered lumens flux	Rated input power	Color temperature	Control
LR9012.582-US-WW-350-740	[WW] Wall-wash - 49x33°	930 lm	10 W	4000 K CRI 70	On/Off, 0-10V
LR9012.582-US-WW-350-827	[WW] Wall-wash - 49x33°	793 lm	10 W	2700 K CRI 80	On/Off, 0-10V
LR9012.582-US-WW-350-830	[WW] Wall-wash - 49x33°	818 lm	10 W	3000 K CRI 80	On/Off, 0-10V
LR9012.582-US-WW-350-840	[WW] Wall-wash - 49x33°	880 lm	10 W	4000 K CRI 80	On/Off, 0-10V