
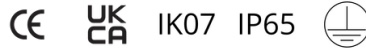
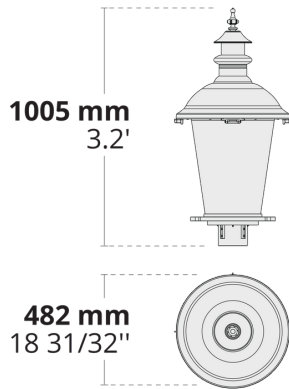


# HELIOS 1 Module

LP4036.771-EN



PHASED-  
OUT



[SYM-3L]

Symmetric, Special  
effect: 3 lines -  
360x65°

## Variants

<b>Light distribution</b>	[SYM-3L] 360x65°
<b>Delivered lumens flux</b>	3990 - 4200 lm
<b>Rated input power</b>	38 W
<b>Colour temperature</b>	3000 K CRI 70, 4000 K CRI 70
<b>BUG rating</b>	B3-U0-G1
<b>Lifetime L90B50 (hour)</b>	>108,000
<b>Lifetime L80B50 (hour)</b>	>108,000

## Options

**Control**

On/Off, DALI, AutoDIM, StepDIM

**Product colours**



## Extras

**Consult the factory**








120-277V 50/60Hz

## Technical information

<b>Mounting</b>	Direct pole or side bracket mountable. Spigot: Ø60 mm x 100 mm
<b>Housing</b>	Corrosion resistant, marine grade aluminum housing
<b>Finishing</b>	Chromate conversion pretreatment followed by electrostatic powder coating
<b>Fasteners</b>	Stainless steel (AISI 304 / EN 1.4301 grade)
<b>Gasket</b>	Silicone
<b>Glass / Diffuser</b>	Custom Design PMMA Diffuser
<b>Impact protection</b>	IK07
<b>Ingress protection</b>	IP65
<b>Input voltage</b>	220-240V 50/60Hz
<b>Insulation class</b>	Class I
<b>Wind catching area (EPA)</b>	0.24 m <sup>2</sup>
<b>Weight</b>	4.86 kg
<b>LED module</b>	High power LEDs on metal-core PCB
<b>Driver</b>	Internal LED driver
<b>Driver surge protection</b>	10/6 kV
<b>Power factor</b>	> 0.95
<b>Through wiring</b>	Single cable entry
<b>Operating temperature</b>	-40...50°C
<b>Cable</b>	0.5 m of flexible cable
<b>Notes</b>	Please contact the sales department regarding this product's availability.

Project name		Type		Quantity	
Date		Note			

**LP4036.771-EN-\_\_-\_\_-\_\_-\_\_-EN-C1-\_\_-\_\_**

Light distribution	Rated input power	Colour temperature	Control	Product colours
<b>[SYM-3L]</b> Symmetric, Special effect: 3 lines - 360x65°	<b>[700]</b> 38 W	<b>[730]</b> 3000 K CRI 70  <b>[740]</b> 4000 K CRI 70	<b>[ONOFF]</b> On/Off  <b>[DALI]</b> DALI  <b>[AUTO]</b> AutoDIM  <b>[STEP]</b> StepDIM	<b>[HM1]</b>  Black  <b>[HM2]</b>  Dark grey  <b>[HM3]</b>  Anthracite grey  <b>[HM4]</b>  Light grey  <b>[HM5]</b>  White  <b>[HM6]</b>  Bronze  <b>[CC]</b>  Custom colour (Please specify RAL code)
<b>Extras</b>				
<b>Consult the factory</b>				
<b>[UNI]</b> 120-277V 50/60Hz				

Variant code	Light distribution	Delivered lumens flux	Rated input power	Colour temperature	Control
LP4036.771-EN-SYM-3L-700-730	[SYM-3L] Symmetric, Special effect: 3 lines - 360x65°	3990 lm	38 W	3000 K CRI 70	On/Off, DALI, AutoDIM, StepDIM
LP4036.771-EN-SYM-3L-700-740	[SYM-3L] Symmetric, Special effect: 3 lines - 360x65°	4200 lm	38 W	4000 K CRI 70	On/Off, DALI, AutoDIM, StepDIM