
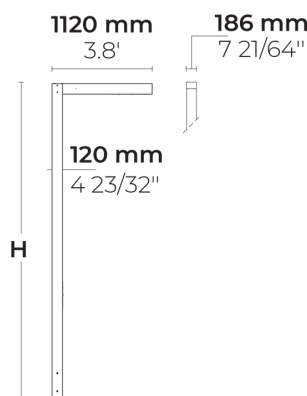


DOMINO AFX 3 Module

LP4034.863-US



NEW



Configurations

Light distribution	[P4] 20x78°, [T1] 111x48°, [T2] 133x48°, [T2-2] 149x54°, [T3] 143x63°, [T4] 117x64°, [T5] 117°
Delivered lumens flux	5675 - 13800 lm
Rated input power	50 - 100 W
Color temperature	2700 K CRI 80, 3000 K CRI 80, 4000 K CRI 70, 4000 K CRI 80
BUG rating	B2-U0-G1, B3-U1-G1, B1-U0-G1, B2-U0-G0, B2-U1-G1, B1-U1-G1, B3-U0-G1, B3-U0-G0, B3-U1-G2, B2-U1-G2
Lifetime L90 (hour)	>102, 000
Lifetime L80 (hour)	>102, 000

Options

Control	On/Off, 0-10V
Product colors	On/Off, 0-10V
Height	13.1', 16.4', 19.7',
Extras	
Connectivity	7 Pin NEMA socket
Consult the factory	Motion sensor
Luminaire body options	Double powder coating

Technical information

Mounting	Surface mountable
Housing	Corrosion resistant, marine grade aluminum housing
Finishing	Chromate conversion pretreatment followed by electrostatic powder coating
Fasteners	Stainless steel (AISI 304 / EN 1.4301 grade)
Gasket	Liquid silicone
Lens / Reflector	PMMA lens with high optical efficiency
Glass / Diffuser	Tempered safety glass
Impact protection	IK08
Ingress protection	IP66
Input voltage	120-277V 50/60Hz
Insulation class	Class I
Weight	154.66 lbs (13'), 165.88 lbs (16.5'), 177.1 lbs (20')
LED module	High power LEDs on metal-core PCB
Driver	Internal LED driver
Driver surge protection	10/6 kV
Power factor	> 0.95
Through wiring	Single power cord entry
Operating temperature	-40...50°C
Power cord	20" of outdoor use rated flexible power cord
Pole detail	Poles are supplied with flange plate. Flange cover and anchorage can be ordered separately. Embedded base is optional

Poles (Included)








Product specific poles with base plate



Configuration code	Height	Diameter / Dimensions	Spigot / End diameter
PAFD.R01.T003-H4	13.1'	7.1x4.7"	
PAFD.R01.T003-H5	16.4'	7.1x4.7"	
PAFD.R01.T003-H6	19.7'	7.1x4.7"	

Project name		Type		Quantity	
Date		Note			

LP4034.863-US- _____

Light distribution	Rated input power	Color temperature	Control	Product colors
[P4] Pedestrian crosswalk distribution - 20x78° [T1] Type I - 111x48° [T2] Type II - 133x48° [T2-2] Type II - 149x54° [T3] Type III - 143x63° [T4] Type IV - 117x64° [T5] Type V - 117°	[350] 50 W [500] 72 W [700] 100 W	[827] 2700 K CRI 80 [830] 3000 K CRI 80 [740] 4000 K CRI 70 [840] 4000 K CRI 80	[ONOFF] On/Off [0-10V] 0-10V	[HM1]  Black [HM2]  Dark gray [HM3]  Anthracite gray [HM4]  Light gray [HM5]  White [HM6]  Bronze [CC]  Custom color (Please specify RAL code)
Height	Extras			
[H4] 13.1' [H5] 16.4' [H6] 19.7' [HC]	Connectivity			
	[NM7] 7 Pin NEMA socket			
	Consult the factory			
	[MS] Motion sensor			
	Luminaire body options			
	[DPC] Double powder coating			

Configuration code	Light distribution	Delivered lumens flux	Rated input power	Color temperature	Control
LP4034.863-US-T1-350-740	[T1] Type I - 111x48°	7240 lm	50 W	4000 K CRI 70	On/Off, 0-10V
LP4034.863-US-T1-350-827	[T1] Type I - 111x48°	6350 lm	50 W	2700 K CRI 80	On/Off, 0-10V
LP4034.863-US-T1-350-830	[T1] Type I - 111x48°	6350 lm	50 W	3000 K CRI 80	On/Off, 0-10V
LP4034.863-US-T1-350-840	[T1] Type I - 111x48°	6350 lm	50 W	4000 K CRI 80	On/Off, 0-10V
LP4034.863-US-T1-500-740	[T1] Type I - 111x48°	10150 lm	72 W	4000 K CRI 70	On/Off, 0-10V
LP4034.863-US-T1-500-827	[T1] Type I - 111x48°	9000 lm	72 W	2700 K CRI 80	On/Off, 0-10V
LP4034.863-US-T1-500-830	[T1] Type I - 111x48°	9040 lm	72 W	3000 K CRI 80	On/Off, 0-10V
LP4034.863-US-T1-500-840	[T1] Type I - 111x48°	9000 lm	72 W	4000 K CRI 80	On/Off, 0-10V
LP4034.863-US-T1-700-740	[T1] Type I - 111x48°	13120 lm	100 W	4000 K CRI 70	On/Off, 0-10V
LP4034.863-US-T1-700-827	[T1] Type I - 111x48°	11635 lm	100 W	2700 K CRI 80	On/Off, 0-10V
LP4034.863-US-T1-700-830	[T1] Type I - 111x48°	11715 lm	100 W	3000 K CRI 80	On/Off, 0-10V
LP4034.863-US-T1-700-840	[T1] Type I - 111x48°	11635 lm	100 W	4000 K CRI 80	On/Off, 0-10V
LP4034.863-US-T2-350-740	[T2] Type II - 133x48°	6760 lm	50 W	4000 K CRI 70	On/Off, 0-10V
LP4034.863-US-T2-350-827	[T2] Type II - 133x48°	5930 lm	50 W	2700 K CRI 80	On/Off, 0-10V
LP4034.863-US-T2-350-830	[T2] Type II - 133x48°	5930 lm	50 W	3000 K CRI 80	On/Off, 0-10V
LP4034.863-US-T2-350-840	[T2] Type II - 133x48°	5930 lm	50 W	4000 K CRI 80	On/Off, 0-10V
LP4034.863-US-T2-500-740	[T2] Type II - 133x48°	10675 lm	72 W	4000 K CRI 70	On/Off, 0-10V
LP4034.863-US-T2-500-827	[T2] Type II - 133x48°	9020 lm	72 W	2700 K CRI 80	On/Off, 0-10V
LP4034.863-US-T2-500-830	[T2] Type II - 133x48°	9510 lm	72 W	3000 K CRI 80	On/Off, 0-10V
LP4034.863-US-T2-500-840	[T2] Type II - 133x48°	9020 lm	72 W	4000 K CRI 80	On/Off, 0-10V
LP4034.863-US-T2-700-740	[T2] Type II - 133x48°	13800 lm	100 W	4000 K CRI 70	On/Off, 0-10V
LP4034.863-US-T2-700-827	[T2] Type II - 133x48°	11665 lm	100 W	2700 K CRI 80	On/Off, 0-10V
LP4034.863-US-T2-700-830	[T2] Type II - 133x48°	12323 lm	100 W	3000 K CRI 80	On/Off, 0-10V
LP4034.863-US-T2-700-840	[T2] Type II - 133x48°	11665 lm	100 W	4000 K CRI 80	On/Off, 0-10V
LP4034.863-US-T2-2-350-740	[T2] Type II - 149x54°	6870 lm	50 W	4000 K CRI 70	On/Off, 0-10V
LP4034.863-US-T2-2-350-827	[T2] Type II - 149x54°	6030 lm	50 W	2700 K CRI 80	On/Off, 0-10V
LP4034.863-US-T2-2-350-830	[T2] Type II - 149x54°	6030 lm	50 W	3000 K CRI 80	On/Off, 0-10V
LP4034.863-US-T2-2-350-840	[T2] Type II - 149x54°	6030 lm	50 W	4000 K CRI 80	On/Off, 0-10V
LP4034.863-US-T2-2-500-740	[T2] Type II - 149x54°	10150 lm	72 W	4000 K CRI 70	On/Off, 0-10V
LP4034.863-US-T2-2-500-827	[T2] Type II - 149x54°	8800 lm	72 W	2700 K CRI 80	On/Off, 0-10V
LP4034.863-US-T2-2-500-830	[T2] Type II - 149x54°	9040 lm	72 W	3000 K CRI 80	On/Off, 0-10V
LP4034.863-US-T2-2-500-840	[T2] Type II - 149x54°	8800 lm	72 W	4000 K CRI 80	On/Off, 0-10V
LP4034.863-US-T2-2-700-740	[T2] Type II - 149x54°	13120 lm	100 W	4000 K CRI 70	On/Off, 0-10V
LP4034.863-US-T2-2-700-827	[T2] Type II - 149x54°	11375 lm	100 W	2700 K CRI 80	On/Off, 0-10V
LP4034.863-US-T2-2-700-830	[T2] Type II - 149x54°	11715 lm	100 W	3000 K CRI 80	On/Off, 0-10V
LP4034.863-US-T2-2-700-840	[T2] Type II - 149x54°	11375 lm	100 W	4000 K CRI 80	On/Off, 0-10V
LP4034.863-US-T3-350-740	[T3] Type III - 143x63°	6470 lm	50 W	4000 K CRI 70	On/Off, 0-10V
LP4034.863-US-T3-350-827	[T3] Type III - 143x63°	5675 lm	50 W	2700 K CRI 80	On/Off, 0-10V
LP4034.863-US-T3-350-830	[T3] Type III - 143x63°	5675 lm	50 W	3000 K CRI 80	On/Off, 0-10V
LP4034.863-US-T3-350-840	[T3] Type III - 143x63°	5675 lm	50 W	4000 K CRI 80	On/Off, 0-10V

LP4034.863-US-T3-500-740	[T3] Type III - 143x63°	9550 lm	72 W	4000 K CRI 70	On/Off, 0-10V
LP4034.863-US-T3-500-830	[T3] Type III - 143x63°	8505 lm	72 W	3000 K CRI 80	On/Off, 0-10V
LP4034.863-US-T3-700-740	[T3] Type III - 143x63°	12345 lm	100 W	4000 K CRI 70	On/Off, 0-10V
LP4034.863-US-T3-700-827	[T3] Type III - 143x63°	10800 lm	100 W	2700 K CRI 80	On/Off, 0-10V
LP4034.863-US-T3-700-830	[T3] Type III - 143x63°	11020 lm	100 W	3000 K CRI 80	On/Off, 0-10V
LP4034.863-US-T3-700-840	[T3] Type III - 143x63°	10800 lm	100 W	4000 K CRI 80	On/Off, 0-10V
LP4034.863-US-T4-350-740	[T4] Type IV - 117x64°	6775 lm	50 W	4000 K CRI 70	On/Off, 0-10V
LP4034.863-US-T4-350-827	[T4] Type IV - 117x64°	5945 lm	50 W	2700 K CRI 80	On/Off, 0-10V
LP4034.863-US-T4-350-830	[T4] Type IV - 117x64°	5945 lm	50 W	3000 K CRI 80	On/Off, 0-10V
LP4034.863-US-T4-350-840	[T4] Type IV - 117x64°	5945 lm	50 W	4000 K CRI 80	On/Off, 0-10V
LP4034.863-US-T4-500-740	[T4] Type IV - 117x64°	10005 lm	72 W	4000 K CRI 70	On/Off, 0-10V
LP4034.863-US-T4-500-827	[T4] Type IV - 117x64°	8795 lm	72 W	2700 K CRI 80	On/Off, 0-10V
LP4034.863-US-T4-500-830	[T4] Type IV - 117x64°	8910 lm	72 W	3000 K CRI 80	On/Off, 0-10V
LP4034.863-US-T4-500-840	[T4] Type IV - 117x64°	8795 lm	72 W	4000 K CRI 80	On/Off, 0-10V
LP4034.863-US-T4-700-740	[T4] Type IV - 117x64°	12935 lm	100 W	4000 K CRI 70	On/Off, 0-10V
LP4034.863-US-T4-700-827	[T4] Type IV - 117x64°	11230 lm	100 W	2700 K CRI 80	On/Off, 0-10V
LP4034.863-US-T4-700-830	[T4] Type IV - 117x64°	11550 lm	100 W	3000 K CRI 80	On/Off, 0-10V
LP4034.863-US-T4-700-840	[T4] Type IV - 117x64°	11230 lm	100 W	4000 K CRI 80	On/Off, 0-10V
LP4034.863-US-T5-350-740	[T5] Type V - 117°	7035 lm	50 W	4000 K CRI 70	On/Off, 0-10V
LP4034.863-US-T5-350-827	[T5] Type V - 117°	6170 lm	50 W	2700 K CRI 80	On/Off, 0-10V
LP4034.863-US-T5-350-830	[T5] Type V - 117°	6170 lm	50 W	3000 K CRI 80	On/Off, 0-10V
LP4034.863-US-T5-350-840	[T5] Type V - 117°	6170 lm	50 W	4000 K CRI 80	On/Off, 0-10V
LP4034.863-US-T5-500-740	[T5] Type V - 117°	10615 lm	72 W	4000 K CRI 70	On/Off, 0-10V
LP4034.863-US-T5-500-827	[T5] Type V - 117°	9130 lm	72 W	2700 K CRI 80	On/Off, 0-10V
LP4034.863-US-T5-500-830	[T5] Type V - 117°	9380 lm	72 W	3000 K CRI 80	On/Off, 0-10V
LP4034.863-US-T5-500-840	[T5] Type V - 117°	9130 lm	72 W	4000 K CRI 80	On/Off, 0-10V
LP4034.863-US-T5-700-740	[T5] Type V - 117°	13720 lm	100 W	4000 K CRI 70	On/Off, 0-10V
LP4034.863-US-T5-700-827	[T5] Type V - 117°	11810 lm	100 W	2700 K CRI 80	On/Off, 0-10V
LP4034.863-US-T5-700-830	[T5] Type V - 117°	12250 lm	100 W	3000 K CRI 80	On/Off, 0-10V
LP4034.863-US-T5-700-840	[T5] Type V - 117°	11810 lm	100 W	4000 K CRI 80	On/Off, 0-10V
LP4034.863-US-P4-350-740	[P4] Pedestrian crosswalk distribution - 20x78°	7035 lm	50 W	4000 K CRI 70	On/Off, 0-10V
LP4034.863-US-P4-350-827	[P4] Pedestrian crosswalk distribution - 20x78°	6170 lm	50 W	2700 K CRI 80	On/Off, 0-10V
LP4034.863-US-P4-350-830	[P4] Pedestrian crosswalk distribution - 20x78°	6170 lm	50 W	3000 K CRI 80	On/Off, 0-10V
LP4034.863-US-P4-350-840	[P4] Pedestrian crosswalk distribution - 20x78°	6170 lm	50 W	4000 K CRI 80	On/Off, 0-10V
LP4034.863-US-P4-500-740	[P4] Pedestrian crosswalk distribution - 20x78°	10530 lm	72 W	4000 K CRI 70	On/Off, 0-10V
LP4034.863-US-P4-500-827	[P4] Pedestrian crosswalk distribution - 20x78°	9020 lm	72 W	2700 K CRI 80	On/Off, 0-10V
LP4034.863-US-P4-500-830	[P4] Pedestrian crosswalk distribution - 20x78°	9380 lm	72 W	3000 K CRI 80	On/Off, 0-10V
LP4034.863-US-P4-500-840	[P4] Pedestrian crosswalk distribution - 20x78°	9020 lm	72 W	4000 K CRI 80	On/Off, 0-10V

LP4034.863-US-P4-700-740	[P4] Pedestrian crosswalk distribution - 20x78°	13610 lm	100 W	4000 K CRI 70	On/Off, 0-10V
LP4034.863-US-P4-700-827	[P4] Pedestrian crosswalk distribution - 20x78°	11635 lm	100 W	2700 K CRI 80	On/Off, 0-10V
LP4034.863-US-P4-700-830	[P4] Pedestrian crosswalk distribution - 20x78°	12155 lm	100 W	3000 K CRI 80	On/Off, 0-10V
LP4034.863-US-P4-700-840	[P4] Pedestrian crosswalk distribution - 20x78°	11635 lm	100 W	4000 K CRI 80	On/Off, 0-10V