
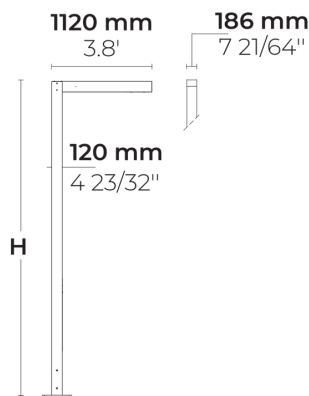



DOMINO AFX 2 Module

LP4034.862-US



Configurations

Light distribution	[P4] 20x78°, [T1] 111x48°, [T2] 133x48°, [T2-2] 149x54°, [T3] 143x63°, [T4] 117x64°, [T5] 117°
Delivered lumens flux	3785 - 9085 lm
Rated input power	34 - 67 W
Color temperature	2700 K CRI 80, 3000 K CRI 80, 4000 K CRI 70, 4000 K CRI 80
BUG rating	B1-U0-G1, B2-U0-G1, B2-U1-G1, B3-U0-G1, B1-U0-G0, B1-U1-G1, B2-U0-G0, B3-U0-G0
Lifetime L90 (hour)	>102, 000
Lifetime L80 (hour)	>102, 000

Options

Control	On/Off, 0-10V
Product colors	On/Off, 0-10V
Height	13.1', 16.4', 19.7',
Extras	
Connectivity	7 Pin NEMA socket
Consult the factory	Motion sensor
Luminaire body options	Double powder coating

Technical information

Mounting	Surface mountable
Housing	Corrosion resistant, marine grade aluminum housing
Finishing	Chromate conversion pretreatment followed by electrostatic powder coating
Fasteners	Stainless steel (AISI 304 / EN 1.4301 grade)
Gasket	Liquid silicone
Lens / Reflector	PMMA lens with high optical efficiency
Glass / Diffuser	Tempered safety glass
Impact protection	IK08
Ingress protection	IP66
Input voltage	120-277V 50/60Hz
Insulation class	Class I
Weight	97.04 lbs (13'), 108.26 lbs (16.5'), 119.48 lbs (20')
LED module	High power LEDs on metal-core PCB
Driver	Internal LED driver
Driver surge protection	10/6 kV
Power factor	> 0.95
Through wiring	Single power cord entry
Operating temperature	-40...50°C
Power cord	20" of outdoor use rated flexible power cord
Pole detail	Poles are supplied with flange plate. Flange cover and anchorage can be ordered separately. Embedded base is optional
Notes	3000K CCT or warmer must be selected to be

HEPER USA LLC
 W227 N546 Westmound Drive Waukesha, 53186
 Wisconsin, United States
 +1 312 910 9740
 infoUS@hepergroup.com

We reserve the right to change specifications without prior written notice. Edition: 19.04.2024. For current version visit heperlighting.com. All flux (±7% tolerance) and power values (±10% tolerance) are derived following appropriate IES, CIE, and applicable standards.

Poles (Included)








Product specific poles with base plate



Configuration code	Height	Diameter / Dimensions	Spigot / End diameter
PAFD.R01.T003-H4	13.1'	7.1x4.7"	
PAFD.R01.T003-H5	16.4'	7.1x4.7"	
PAFD.R01.T003-H6	19.7'	7.1x4.7"	

Project name		Type		Quantity	
Date		Note			

LP4034.862-US- _ _ _ _ _

Light distribution	Rated input power	Color temperature	Control	Product colors
[P4] Pedestrian crosswalk distribution - 20x78°	[350] 34 W	[827] 2700 K CRI 80	[ONOFF] On/Off	[HM1]  Black
[T1] Type I - 111x48°	[500] 48 W	[830] 3000 K CRI 80	[0-10V] 0-10V	[HM2]  Dark gray
[T2] Type II - 133x48°	[700] 67 W	[740] 4000 K CRI 70		[HM3]  Anthracite gray
[T2-2] Type II - 149x54°		[840] 4000 K CRI 80		[HM4]  Light gray
[T3] Type III - 143x63°				[HM5]  White
[T4] Type IV - 117x64°				[HM6]  Bronze
[T5] Type V - 117°				[CC]  Custom color (Please specify RAL code)
Height	Extras			
[H4] 13.1'	Connectivity			
[H5] 16.4'	[NM7] 7 Pin NEMA socket			
[H6] 19.7'	Consult the factory			
[HC]	[MS] Motion sensor			
	Luminaire body options			
	[DPC] Double powder coating			

Configuration code	Light distribution	Delivered lumens flux	Rated input power	Color temperature	Control
LP4034.862-US-T1-350-740	[T1] Type I - 111x48°	4830 lm	34 W	4000 K CRI 70	On/Off, 0-10V
LP4034.862-US-T1-350-827	[T1] Type I - 111x48°	4235 lm	34 W	2700 K CRI 80	On/Off, 0-10V
LP4034.862-US-T1-350-830	[T1] Type I - 111x48°	4235 lm	34 W	3000 K CRI 80	On/Off, 0-10V
LP4034.862-US-T1-350-840	[T1] Type I - 111x48°	4235 lm	34 W	4000 K CRI 80	On/Off, 0-10V
LP4034.862-US-T1-500-740	[T1] Type I - 111x48°	6785 lm	48 W	4000 K CRI 70	On/Off, 0-10V
LP4034.862-US-T1-500-827	[T1] Type I - 111x48°	5790 lm	48 W	2700 K CRI 80	On/Off, 0-10V
LP4034.862-US-T1-500-830	[T1] Type I - 111x48°	5790 lm	48 W	3000 K CRI 80	On/Off, 0-10V
LP4034.862-US-T1-500-840	[T1] Type I - 111x48°	5790 lm	48 W	4000 K CRI 80	On/Off, 0-10V
LP4034.862-US-T1-700-740	[T1] Type I - 111x48°	8925 lm	67 W	4000 K CRI 70	On/Off, 0-10V
LP4034.862-US-T1-700-827	[T1] Type I - 111x48°	7500 lm	67 W	2700 K CRI 80	On/Off, 0-10V
LP4034.862-US-T1-700-830	[T1] Type I - 111x48°	7500 lm	67 W	3000 K CRI 80	On/Off, 0-10V
LP4034.862-US-T1-700-840	[T1] Type I - 111x48°	7500 lm	67 W	4000 K CRI 80	On/Off, 0-10V
LP4034.862-US-T2-350-740	[T2] Type II - 133x48°	4510 lm	34 W	4000 K CRI 70	On/Off, 0-10V
LP4034.862-US-T2-350-827	[T2] Type II - 133x48°	3955 lm	34 W	2700 K CRI 80	On/Off, 0-10V
LP4034.862-US-T2-350-830	[T2] Type II - 133x48°	3955 lm	34 W	3000 K CRI 80	On/Off, 0-10V
LP4034.862-US-T2-350-840	[T2] Type II - 133x48°	3955 lm	34 W	4000 K CRI 80	On/Off, 0-10V
LP4034.862-US-T2-500-740	[T2] Type II - 133x48°	6880 lm	48 W	4000 K CRI 70	On/Off, 0-10V
LP4034.862-US-T2-500-827	[T2] Type II - 133x48°	5870 lm	48 W	2700 K CRI 80	On/Off, 0-10V
LP4034.862-US-T2-500-830	[T2] Type II - 133x48°	5870 lm	48 W	3000 K CRI 80	On/Off, 0-10V
LP4034.862-US-T2-500-840	[T2] Type II - 133x48°	5870 lm	48 W	4000 K CRI 80	On/Off, 0-10V
LP4034.862-US-T2-700-740	[T2] Type II - 133x48°	9085 lm	67 W	4000 K CRI 70	On/Off, 0-10V
LP4034.862-US-T2-700-827	[T2] Type II - 133x48°	6980 lm	67 W	2700 K CRI 80	On/Off, 0-10V
LP4034.862-US-T2-700-830	[T2] Type II - 133x48°	6980 lm	67 W	3000 K CRI 80	On/Off, 0-10V
LP4034.862-US-T2-700-840	[T2] Type II - 133x48°	6980 lm	67 W	4000 K CRI 80	On/Off, 0-10V
LP4034.862-US-T2-2-350-740	[T2] Type II - 149x54°	4585 lm	34 W	4000 K CRI 70	On/Off, 0-10V
LP4034.862-US-T2-2-350-827	[T2] Type II - 149x54°	4020 lm	34 W	2700 K CRI 80	On/Off, 0-10V
LP4034.862-US-T2-2-350-830	[T2] Type II - 149x54°	4020 lm	34 W	3000 K CRI 80	On/Off, 0-10V
LP4034.862-US-T2-2-350-840	[T2] Type II - 149x54°	4020 lm	34 W	4000 K CRI 80	On/Off, 0-10V
LP4034.862-US-T2-2-500-740	[T2] Type II - 149x54°	6635 lm	48 W	4000 K CRI 70	On/Off, 0-10V
LP4034.862-US-T2-2-500-827	[T2] Type II - 149x54°	5665 lm	48 W	2700 K CRI 80	On/Off, 0-10V
LP4034.862-US-T2-2-500-830	[T2] Type II - 149x54°	5665 lm	48 W	3000 K CRI 80	On/Off, 0-10V
LP4034.862-US-T2-2-500-840	[T2] Type II - 149x54°	5665 lm	48 W	4000 K CRI 80	On/Off, 0-10V
LP4034.862-US-T2-2-700-740	[T2] Type II - 149x54°	8675 lm	67 W	4000 K CRI 70	On/Off, 0-10V
LP4034.862-US-T2-2-700-827	[T2] Type II - 149x54°	7600 lm	67 W	2700 K CRI 80	On/Off, 0-10V
LP4034.862-US-T2-2-700-830	[T2] Type II - 149x54°	7600 lm	67 W	3000 K CRI 80	On/Off, 0-10V
LP4034.862-US-T2-2-700-840	[T2] Type II - 149x54°	7600 lm	67 W	4000 K CRI 80	On/Off, 0-10V
LP4034.862-US-T3-350-740	[T3] Type III - 143x63°	4315 lm	34 W	4000 K CRI 70	On/Off, 0-10V
LP4034.862-US-T3-350-827	[T3] Type III - 143x63°	3785 lm	34 W	2700 K CRI 80	On/Off, 0-10V
LP4034.862-US-T3-350-830	[T3] Type III - 143x63°	3785 lm	34 W	3000 K CRI 80	On/Off, 0-10V
LP4034.862-US-T3-350-840	[T3] Type III - 143x63°	3785 lm	34 W	4000 K CRI 80	On/Off, 0-10V

LP4034.862-US-T3-500-740	[T3] Type III - 143x63°	6315 lm	48 W	4000 K CRI 70	On/Off, 0-10V
LP4034.862-US-T3-500-827	[T3] Type III - 143x63°	5390 lm	48 W	2700 K CRI 80	On/Off, 0-10V
LP4034.862-US-T3-500-830	[T3] Type III - 143x63°	5390 lm	48 W	3000 K CRI 80	On/Off, 0-10V
LP4034.862-US-T3-500-840	[T3] Type III - 143x63°	5390 lm	48 W	4000 K CRI 80	On/Off, 0-10V
LP4034.862-US-T3-700-740	[T3] Type III - 143x63°	8240 lm	67 W	4000 K CRI 70	On/Off, 0-10V
LP4034.862-US-T3-700-827	[T3] Type III - 143x63°	6980 lm	67 W	2700 K CRI 80	On/Off, 0-10V
LP4034.862-US-T3-700-830	[T3] Type III - 143x63°	6980 lm	67 W	3000 K CRI 80	On/Off, 0-10V
LP4034.862-US-T3-700-840	[T3] Type III - 143x63°	6980 lm	67 W	4000 K CRI 80	On/Off, 0-10V
LP4034.862-US-T4-350-740	[T4] Type IV - 117x64°	4520 lm	34 W	4000 K CRI 70	On/Off, 0-10V
LP4034.862-US-T4-350-827	[T4] Type IV - 117x64°	3965 lm	34 W	2700 K CRI 80	On/Off, 0-10V
LP4034.862-US-T4-350-830	[T4] Type IV - 117x64°	3965 lm	34 W	3000 K CRI 80	On/Off, 0-10V
LP4034.862-US-T4-350-840	[T4] Type IV - 117x64°	3965 lm	34 W	4000 K CRI 80	On/Off, 0-10V
LP4034.862-US-T4-500-740	[T4] Type IV - 117x64°	6565 lm	48 W	4000 K CRI 70	On/Off, 0-10V
LP4034.862-US-T4-500-827	[T4] Type IV - 117x64°	5605 lm	48 W	2700 K CRI 80	On/Off, 0-10V
LP4034.862-US-T4-500-830	[T4] Type IV - 117x64°	5605 lm	48 W	3000 K CRI 80	On/Off, 0-10V
LP4034.862-US-T4-500-840	[T4] Type IV - 117x64°	5605 lm	48 W	4000 K CRI 80	On/Off, 0-10V
LP4034.862-US-T4-700-740	[T4] Type IV - 117x64°	8705 lm	67 W	4000 K CRI 70	On/Off, 0-10V
LP4034.862-US-T4-700-827	[T4] Type IV - 117x64°	7255 lm	67 W	2700 K CRI 80	On/Off, 0-10V
LP4034.862-US-T4-700-830	[T4] Type IV - 117x64°	7255 lm	67 W	3000 K CRI 80	On/Off, 0-10V
LP4034.862-US-T4-700-840	[T4] Type IV - 117x64°	7255 lm	67 W	4000 K CRI 80	On/Off, 0-10V
LP4034.862-US-T5-350-740	[T5] Type V - 117°	4690 lm	34 W	4000 K CRI 70	On/Off, 0-10V
LP4034.862-US-T5-350-827	[T5] Type V - 117°	4115 lm	34 W	2700 K CRI 80	On/Off, 0-10V
LP4034.862-US-T5-350-830	[T5] Type V - 117°	4115 lm	34 W	3000 K CRI 80	On/Off, 0-10V
LP4034.862-US-T5-350-840	[T5] Type V - 117°	4115 lm	34 W	4000 K CRI 80	On/Off, 0-10V
LP4034.862-US-T5-500-740	[T5] Type V - 117°	6920 lm	48 W	4000 K CRI 70	On/Off, 0-10V
LP4034.862-US-T5-500-827	[T5] Type V - 117°	5910 lm	48 W	2700 K CRI 80	On/Off, 0-10V
LP4034.862-US-T5-500-830	[T5] Type V - 117°	5910 lm	48 W	3000 K CRI 80	On/Off, 0-10V
LP4034.862-US-T5-500-840	[T5] Type V - 117°	5910 lm	48 W	4000 K CRI 80	On/Off, 0-10V
LP4034.862-US-T5-700-740	[T5] Type V - 117°	8940 lm	67 W	4000 K CRI 70	On/Off, 0-10V
LP4034.862-US-T5-700-827	[T5] Type V - 117°	7645 lm	67 W	2700 K CRI 80	On/Off, 0-10V
LP4034.862-US-T5-700-830	[T5] Type V - 117°	7645 lm	67 W	3000 K CRI 80	On/Off, 0-10V
LP4034.862-US-T5-700-840	[T5] Type V - 117°	7645 lm	67 W	4000 K CRI 80	On/Off, 0-10V
LP4034.862-US-P4-350-740	[P4] Pedestrian crosswalk distribution - 20x78°	4690 lm	34 W	4000 K CRI 70	On/Off, 0-10V
LP4034.862-US-P4-350-827	[P4] Pedestrian crosswalk distribution - 20x78°	4115 lm	34 W	2700 K CRI 80	On/Off, 0-10V
LP4034.862-US-P4-350-830	[P4] Pedestrian crosswalk distribution - 20x78°	4115 lm	34 W	3000 K CRI 80	On/Off, 0-10V
LP4034.862-US-P4-350-840	[P4] Pedestrian crosswalk distribution - 20x78°	4115 lm	34 W	4000 K CRI 80	On/Off, 0-10V
LP4034.862-US-P4-500-740	[P4] Pedestrian crosswalk distribution - 20x78°	6830 lm	48 W	4000 K CRI 70	On/Off, 0-10V
LP4034.862-US-P4-500-827	[P4] Pedestrian crosswalk distribution - 20x78°	5830 lm	48 W	2700 K CRI 80	On/Off, 0-10V
LP4034.862-US-P4-500-830	[P4] Pedestrian crosswalk distribution - 20x78°	5830 lm	48 W	3000 K CRI 80	On/Off, 0-10V

LP4034.862-US-P4-500-840	[P4] Pedestrian crosswalk distribution - 20x78°	5830 lm	48 W	4000 K CRI 80	On/Off, 0-10V
LP4034.862-US-P4-700-740	[P4] Pedestrian crosswalk distribution - 20x78°	9025 lm	67 W	4000 K CRI 70	On/Off, 0-10V
LP4034.862-US-P4-700-827	[P4] Pedestrian crosswalk distribution - 20x78°	7545 lm	67 W	2700 K CRI 80	On/Off, 0-10V
LP4034.862-US-P4-700-830	[P4] Pedestrian crosswalk distribution - 20x78°	7545 lm	67 W	3000 K CRI 80	On/Off, 0-10V
LP4034.862-US-P4-700-840	[P4] Pedestrian crosswalk distribution - 20x78°	7545 lm	67 W	4000 K CRI 80	On/Off, 0-10V