
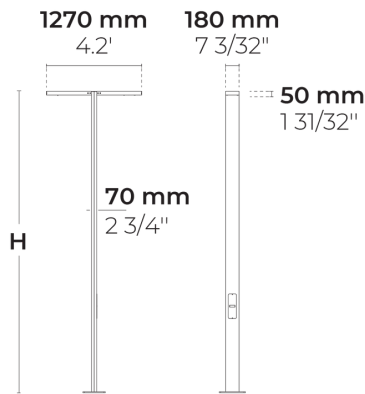


# PRIFMA AFX 2 Module Duo

LL2044.862-US



## Configurations

<b>Light distribution</b>	[P4] 20x78°, [T1] 111x48°, [T2] 133x48°, [T2-2] 149x54°, [T3] 143x63°, [T4] 117x64°, [T5] 117°
<b>Delivered lumens flux</b>	7565 - 18625 lm
<b>Rated input power</b>	68 - 135 W
<b>Color temperature</b>	2700 K CRI 80, 3000 K CRI 80, 4000 K CRI 70, 4000 K CRI 80
<b>BUG rating</b>	B2-U0-G1, B1-U0-G1, B1-U0-G0, B2-U0-G0, B3-U0-G1, B2-U1-G1, B1-U1-G1, B3-U0-G0
<b>Lifetime L90 (hour)</b>	>102, 000
<b>Lifetime L80 (hour)</b>	>102, 000

## Options

<b>Control</b>	On/Off, 0-10V
<b>Product colors</b>	
<b>Height</b>	10', 13.1', 16.4', 19.7',

## Extras

<b>Luminaire body options</b>	Double powder coating
-------------------------------	-----------------------

## Technical information

<b>Mounting</b>	Surface mountable
<b>Housing</b>	Corrosion resistant, marine grade aluminum housing
<b>Finishing</b>	Chromate conversion pretreatment followed by electrostatic powder coating
<b>Fasteners</b>	Stainless steel (AISI 304 / EN 1.4301 grade)
<b>Gasket</b>	Liquid silicone
<b>Lens / Reflector</b>	PMMA lens with high optical efficiency
<b>Glass / Diffuser</b>	Tempered safety glass
<b>Impact protection</b>	IK08
<b>Ingress protection</b>	IP66
<b>Input voltage</b>	120-277V 50/60Hz
<b>Insulation class</b>	Class I
<b>Weight</b>	62.3 lbs (10'), 74.38 lbs (13'), 86.46 lbs (16.5'), 87.53 lbs (20')
<b>LED module</b>	High power LEDs on metal-core PCB
<b>Driver</b>	Internal LED driver
<b>Driver surge protection</b>	10/6 kV
<b>Power factor</b>	> 0.96
<b>Through wiring</b>	Single power cord entry
<b>Operating temperature</b>	-40...50°C
<b>Power cord</b>	20" of outdoor use rated flexible power cord
<b>Pole detail</b>	Poles are supplied with flange plate. Flange cover and anchorage can be ordered separately. Embedded base is optional
<b>Notes</b>	3000K CCT or warmer must be selected to be DarkSky International certified.

## Poles (Included)

---








### Product specific poles with base plate



Configuration code	Height	Diameter / Dimensions	Spigot / End diameter
PAFD.R03.T001-H3	10'	7.1x2.8"	
PAFD.R03.T001-H4	13.1'	7.1x2.8"	

Project name		Type		Quantity	
Date		Note			

**LL2044.862-US-** \_ \_ \_ \_ \_

Light distribution	Rated input power	Color temperature	Control	Product colors
<b>[P4]</b> Pedestrian crosswalk distribution - 20x78°  <b>[T1]</b> Type I - 111x48°  <b>[T2]</b> Type II - 133x48°  <b>[T2-2]</b> Type II - 149x54°  <b>[T3]</b> Type III - 143x63°  <b>[T4]</b> Type IV - 117x64°  <b>[T5]</b> Type V - 117°	<b>[350]</b> 68 W  <b>[500]</b> 97 W  <b>[700]</b> 135 W	<b>[827]</b> 2700 K CRI 80  <b>[830]</b> 3000 K CRI 80  <b>[740]</b> 4000 K CRI 70  <b>[840]</b> 4000 K CRI 80	<b>[ONOFF]</b> On/Off  <b>[0-10V]</b> 0-10V	<b>[HM1]</b>  Black  <b>[HM2]</b>  Dark gray  <b>[HM3]</b>  Anthracite gray  <b>[HM4]</b>  Light gray  <b>[HM5]</b>  White  <b>[HM6]</b>  Bronze  <b>[CC]</b>  Custom color (Please specify RAL code)
<b>Height</b>	<b>Extras</b>			
<b>[H3]</b> 10'  <b>[H4]</b> 13.1'  <b>[H5]</b> 16.4'  <b>[H6]</b> 19.7'  <b>[HC]</b>	<b>Luminaire body options</b>  <b>[DPC]</b> Double powder coating			

Configuration code	Light distribution	Delivered lumens flux	Rated input power	Color temperature	Control
LL2044.862-US-T1-350-740	[T1] Type I - 111x48°	9650 lm	68 W	4000 K CRI 70	On/Off, 0-10V
LL2044.862-US-T1-350-827	[T1] Type I - 111x48°	8470 lm	68 W	2700 K CRI 80	On/Off, 0-10V
LL2044.862-US-T1-350-830	[T1] Type I - 111x48°	8470 lm	68 W	3000 K CRI 80	On/Off, 0-10V
LL2044.862-US-T1-350-840	[T1] Type I - 111x48°	8470 lm	68 W	4000 K CRI 80	On/Off, 0-10V
LL2044.862-US-T1-500-740	[T1] Type I - 111x48°	14345 lm	97 W	4000 K CRI 70	On/Off, 0-10V
LL2044.862-US-T1-500-827	[T1] Type I - 111x48°	11585 lm	97 W	2700 K CRI 80	On/Off, 0-10V
LL2044.862-US-T1-500-830	[T1] Type I - 111x48°	11585 lm	97 W	3000 K CRI 80	On/Off, 0-10V
LL2044.862-US-T1-500-840	[T1] Type I - 111x48°	11585 lm	97 W	4000 K CRI 80	On/Off, 0-10V
LL2044.862-US-T1-700-740	[T1] Type I - 111x48°	18625 lm	135 W	4000 K CRI 70	On/Off, 0-10V
LL2044.862-US-T1-700-827	[T1] Type I - 111x48°	14995 lm	135 W	2700 K CRI 80	On/Off, 0-10V
LL2044.862-US-T1-700-830	[T1] Type I - 111x48°	14995 lm	135 W	3000 K CRI 80	On/Off, 0-10V
LL2044.862-US-T1-700-840	[T1] Type I - 111x48°	14995 lm	135 W	4000 K CRI 80	On/Off, 0-10V
LL2044.862-US-T2-350-740	[T2] Type II - 133x48°	9015 lm	68 W	4000 K CRI 70	On/Off, 0-10V
LL2044.862-US-T2-350-827	[T2] Type II - 133x48°	7910 lm	68 W	2700 K CRI 80	On/Off, 0-10V
LL2044.862-US-T2-350-830	[T2] Type II - 133x48°	7910 lm	68 W	3000 K CRI 80	On/Off, 0-10V
LL2044.862-US-T2-350-840	[T2] Type II - 133x48°	7910 lm	68 W	4000 K CRI 80	On/Off, 0-10V
LL2044.862-US-T2-500-740	[T2] Type II - 133x48°	13395 lm	97 W	4000 K CRI 70	On/Off, 0-10V
LL2044.862-US-T2-500-827	[T2] Type II - 133x48°	11745 lm	97 W	2700 K CRI 80	On/Off, 0-10V
LL2044.862-US-T2-500-830	[T2] Type II - 133x48°	11745 lm	97 W	3000 K CRI 80	On/Off, 0-10V
LL2044.862-US-T2-500-840	[T2] Type II - 133x48°	11745 lm	97 W	4000 K CRI 80	On/Off, 0-10V
LL2044.862-US-T2-700-740	[T2] Type II - 133x48°	17785 lm	135 W	4000 K CRI 70	On/Off, 0-10V
LL2044.862-US-T2-700-827	[T2] Type II - 133x48°	15200 lm	135 W	2700 K CRI 80	On/Off, 0-10V
LL2044.862-US-T2-700-830	[T2] Type II - 133x48°	15200 lm	135 W	3000 K CRI 80	On/Off, 0-10V
LL2044.862-US-T2-700-840	[T2] Type II - 133x48°	15200 lm	135 W	4000 K CRI 80	On/Off, 0-10V
LL2044.862-US-T2-2-350-740	[T2] Type II - 149x54°	9165 lm	68 W	4000 K CRI 70	On/Off, 0-10V
LL2044.862-US-T2-2-350-827	[T2] Type II - 149x54°	8040 lm	68 W	2700 K CRI 80	On/Off, 0-10V
LL2044.862-US-T2-2-350-830	[T2] Type II - 149x54°	8040 lm	68 W	3000 K CRI 80	On/Off, 0-10V
LL2044.862-US-T2-2-350-840	[T2] Type II - 149x54°	8040 lm	68 W	4000 K CRI 80	On/Off, 0-10V
LL2044.862-US-T2-2-500-740	[T2] Type II - 149x54°	13615 lm	97 W	4000 K CRI 70	On/Off, 0-10V
LL2044.862-US-T2-2-500-827	[T2] Type II - 149x54°	11325 lm	97 W	2700 K CRI 80	On/Off, 0-10V
LL2044.862-US-T2-2-500-830	[T2] Type II - 149x54°	11325 lm	97 W	3000 K CRI 80	On/Off, 0-10V
LL2044.862-US-T2-2-500-840	[T2] Type II - 149x54°	11325 lm	97 W	4000 K CRI 80	On/Off, 0-10V
LL2044.862-US-T2-2-700-740	[T2] Type II - 149x54°	17670 lm	135 W	4000 K CRI 70	On/Off, 0-10V
LL2044.862-US-T2-2-700-827	[T2] Type II - 149x54°	14605 lm	135 W	2700 K CRI 80	On/Off, 0-10V
LL2044.862-US-T2-2-700-830	[T2] Type II - 149x54°	14605 lm	135 W	3000 K CRI 80	On/Off, 0-10V
LL2044.862-US-T2-2-700-840	[T2] Type II - 149x54°	14605 lm	135 W	4000 K CRI 80	On/Off, 0-10V
LL2044.862-US-T3-350-740	[T3] Type III - 143x63°	8625 lm	68 W	4000 K CRI 70	On/Off, 0-10V
LL2044.862-US-T3-350-827	[T3] Type III - 143x63°	7565 lm	68 W	2700 K CRI 80	On/Off, 0-10V
LL2044.862-US-T3-350-830	[T3] Type III - 143x63°	7565 lm	68 W	3000 K CRI 80	On/Off, 0-10V
LL2044.862-US-T3-350-840	[T3] Type III - 143x63°	7565 lm	68 W	4000 K CRI 80	On/Off, 0-10V

LL2044.862-US-T3-500-740	[T3] Type III - 143x63°	12800 lm	97 W	4000 K CRI 70	On/Off, 0-10V
LL2044.862-US-T3-500-827	[T3] Type III - 143x63°	10780 lm	97 W	2700 K CRI 80	On/Off, 0-10V
LL2044.862-US-T3-500-830	[T3] Type III - 143x63°	10780 lm	97 W	3000 K CRI 80	On/Off, 0-10V
LL2044.862-US-T3-500-840	[T3] Type III - 143x63°	10780 lm	97 W	4000 K CRI 80	On/Off, 0-10V
LL2044.862-US-T3-700-740	[T3] Type III - 143x63°	16620 lm	135 W	4000 K CRI 70	On/Off, 0-10V
LL2044.862-US-T3-700-827	[T3] Type III - 143x63°	13955 lm	135 W	2700 K CRI 80	On/Off, 0-10V
LL2044.862-US-T3-700-830	[T3] Type III - 143x63°	13955 lm	135 W	3000 K CRI 80	On/Off, 0-10V
LL2044.862-US-T3-700-840	[T3] Type III - 143x63°	13955 lm	135 W	4000 K CRI 80	On/Off, 0-10V
LL2044.862-US-T4-350-740	[T4] Type IV - 117x64°	9035 lm	68 W	4000 K CRI 70	On/Off, 0-10V
LL2044.862-US-T4-350-827	[T4] Type IV - 117x64°	7930 lm	68 W	2700 K CRI 80	On/Off, 0-10V
LL2044.862-US-T4-350-830	[T4] Type IV - 117x64°	7930 lm	68 W	3000 K CRI 80	On/Off, 0-10V
LL2044.862-US-T4-350-840	[T4] Type IV - 117x64°	7930 lm	68 W	4000 K CRI 80	On/Off, 0-10V
LL2044.862-US-T4-500-740	[T4] Type IV - 117x64°	13425 lm	97 W	4000 K CRI 70	On/Off, 0-10V
LL2044.862-US-T4-500-827	[T4] Type IV - 117x64°	11210 lm	97 W	2700 K CRI 80	On/Off, 0-10V
LL2044.862-US-T4-500-830	[T4] Type IV - 117x64°	11210 lm	97 W	3000 K CRI 80	On/Off, 0-10V
LL2044.862-US-T4-500-840	[T4] Type IV - 117x64°	11210 lm	97 W	4000 K CRI 80	On/Off, 0-10V
LL2044.862-US-T4-700-740	[T4] Type IV - 117x64°	17425 lm	135 W	4000 K CRI 70	On/Off, 0-10V
LL2044.862-US-T4-700-827	[T4] Type IV - 117x64°	14510 lm	135 W	2700 K CRI 80	On/Off, 0-10V
LL2044.862-US-T4-700-830	[T4] Type IV - 117x64°	14510 lm	135 W	3000 K CRI 80	On/Off, 0-10V
LL2044.862-US-T4-700-840	[T4] Type IV - 117x64°	14510 lm	135 W	4000 K CRI 80	On/Off, 0-10V
LL2044.862-US-T5-350-740	[T5] Type V - 117°	9375 lm	68 W	4000 K CRI 70	On/Off, 0-10V
LL2044.862-US-T5-350-827	[T5] Type V - 117°	8230 lm	68 W	2700 K CRI 80	On/Off, 0-10V
LL2044.862-US-T5-350-830	[T5] Type V - 117°	8230 lm	68 W	3000 K CRI 80	On/Off, 0-10V
LL2044.862-US-T5-350-840	[T5] Type V - 117°	8230 lm	68 W	4000 K CRI 80	On/Off, 0-10V
LL2044.862-US-T5-500-740	[T5] Type V - 117°	13940 lm	97 W	4000 K CRI 70	On/Off, 0-10V
LL2044.862-US-T5-500-827	[T5] Type V - 117°	11815 lm	97 W	2700 K CRI 80	On/Off, 0-10V
LL2044.862-US-T5-500-830	[T5] Type V - 117°	11815 lm	97 W	3000 K CRI 80	On/Off, 0-10V
LL2044.862-US-T5-500-840	[T5] Type V - 117°	11815 lm	97 W	4000 K CRI 80	On/Off, 0-10V
LL2044.862-US-T5-700-740	[T5] Type V - 117°	18085 lm	135 W	4000 K CRI 70	On/Off, 0-10V
LL2044.862-US-T5-700-827	[T5] Type V - 117°	15290 lm	135 W	2700 K CRI 80	On/Off, 0-10V
LL2044.862-US-T5-700-830	[T5] Type V - 117°	15290 lm	135 W	3000 K CRI 80	On/Off, 0-10V
LL2044.862-US-T5-700-840	[T5] Type V - 117°	15290 lm	135 W	4000 K CRI 80	On/Off, 0-10V
LL2044.862-US-P4-350-740	[P4] Pedestrian crosswalk distribution - 20x78°	9375 lm	68 W	4000 K CRI 70	On/Off, 0-10V
LL2044.862-US-P4-350-827	[P4] Pedestrian crosswalk distribution - 20x78°	8230 lm	68 W	2700 K CRI 80	On/Off, 0-10V
LL2044.862-US-P4-350-830	[P4] Pedestrian crosswalk distribution - 20x78°	8230 lm	68 W	3000 K CRI 80	On/Off, 0-10V
LL2044.862-US-P4-350-840	[P4] Pedestrian crosswalk distribution - 20x78°	8230 lm	68 W	4000 K CRI 80	On/Off, 0-10V
LL2044.862-US-P4-500-740	[P4] Pedestrian crosswalk distribution - 20x78°	13940 lm	97 W	4000 K CRI 70	On/Off, 0-10V
LL2044.862-US-P4-500-827	[P4] Pedestrian crosswalk distribution - 20x78°	11655 lm	97 W	2700 K CRI 80	On/Off, 0-10V
LL2044.862-US-P4-500-830	[P4] Pedestrian crosswalk distribution - 20x78°	11655 lm	97 W	3000 K CRI 80	On/Off, 0-10V

LL2044.862-US-P4-500-840	[P4] Pedestrian crosswalk distribution - 20x78°	11655 lm	97 W	4000 K CRI 80	On/Off, 0-10V
LL2044.862-US-P4-700-740	[P4] Pedestrian crosswalk distribution - 20x78°	18100 lm	135 W	4000 K CRI 70	On/Off, 0-10V
LL2044.862-US-P4-700-827	[P4] Pedestrian crosswalk distribution - 20x78°	15030 lm	135 W	2700 K CRI 80	On/Off, 0-10V
LL2044.862-US-P4-700-830	[P4] Pedestrian crosswalk distribution - 20x78°	15030 lm	135 W	3000 K CRI 80	On/Off, 0-10V
LL2044.862-US-P4-700-840	[P4] Pedestrian crosswalk distribution - 20x78°	15030 lm	135 W	4000 K CRI 80	On/Off, 0-10V