
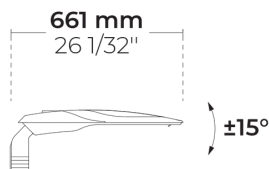


TURA 4x16 LED

LL2036.758-EN

CE UK CA IK08 IP66 

heper⁺



[T2]
Type II, Asymmetric,
Side throw - 137x52°

[T3]
Type III, Asymmetric,
Side throw - 143x68°

Variants

Light distribution	[T2] 137x52°, [T3] 143x68°
Delivered lumens flux	15196 - 16418 lm
Rated input power	136 W
Colour temperature	3000 K CRI 70, 3000 K CRI 80, 4000 K CRI 70
BUG rating	B3-U0-G3
Lifetime L90B50 (hour)	>102, 000
Lifetime L80B50 (hour)	>102, 000

Options

Control	On/Off, DALI, AutoDIM, StepDIM
Product colours	  

Extras

External surge protection	10 kV
Connectivity	NEMA socket - 7 Pin
Light output	Constant light output
Consult the factory	Class II, 120-277V 50/60Hz
Luminaire body options	Double powder coating

Technical information

Mounting	Direct pole or side bracket mountable. Spigot: Ø60 mm x 100 mm
Tilt angle	+15°/-15°
Housing	Corrosion resistant, die-cast, marine grade aluminum housing
Finishing	Chromate conversion pretreatment followed by electrostatic powder coating
Fasteners	Stainless steel (AISI 304 / EN 1.4301 grade)
Gasket	EPDM gasket (Shore A 20-25)
Lens / Reflector	PMMA lens with high optical efficiency
Glass / Diffusor	Tempered safety glass
Impact protection	IK08
Ingress protection	IP66
Input voltage	220-240V 50/60Hz
Insulation class	Class I
Wind catching area (EPA)	0.25 m ²
Weight	11.5 kg
LED module	High power LEDs on metal-core PCB
Driver	Internal LED driver
Driver surge protection	10/6 kV
Power factor	> 0.95
Through wiring	Single cable entry
Operating temperature	-40...50°C
Notes	This product can be supplied with Insulation class (Class II) upon request. Please contact factory.


HPR Pazarlama A.Ş.
Başkent OSB 22. Cd. No: 2, Malıköy, Temelli,
Sincan, 06909 Ankara, Turkey
+90 312 267 54 30
info@hepergroup.com

HEPER Europe GmbH
Ahornweg 5a, 58675
Hemer, Germany
+49 237 2901 2975
infoEU@hepergroup.com


We reserve the right to change specifications without prior written notice. Edition: 23.02.2024.
For current version visit heperlighting.com. All flux (±%7 tolerance) and power values (±%10 tolerance) are derived following appropriate IES, CIE, and applicable standards.

Poles (To be ordered separately)


Conical aluminum poles with flange plate

	Product code	Height	Diameter / Dimensions	Spigot diameter
	PAFK.D114	3m, 4m, 5m m	Ø114mm	Ø60mm, Ø76mm mm
	PAFK.D122	4m, 5m, 6m m	Ø122mm	Ø60mm, Ø76mm mm
	PAFK.D148	6m, 7m, 8m m	Ø148mm	Ø60mm, Ø76mm mm
	PAFK.D165	6m, 7m, 8m, 9m m	Ø165mm	Ø76mm, Ø90mm mm
	PAFK.D180	10m, 8m, 9m m	Ø180mm	Ø76mm, Ø90mm mm
	PAFK.D200	10m, 11m, 12m m	Ø200mm	Ø76mm, Ø90mm mm

Conical aluminum poles with embedded base




	Product code	Height	Diameter / Dimensions	Spigot diameter
	PABK.D114	3m, 4m, 5m m	Ø114mm	Ø60mm, Ø76mm mm
	PABK.D122	4m, 5m, 6m, 7m m	Ø122mm	Ø60mm, Ø76mm mm
	PABK.D148	6m, 7m, 8m m	Ø148mm	Ø60mm, Ø76mm mm
	PABK.D165	6m, 7m, 8m, 9m m	Ø165mm	Ø76mm, Ø90mm mm
	PABK.D180	10m, 8m, 9m m	Ø180mm	Ø76mm, Ø90mm mm
	PABK.D200	10m, 11m, 12m m	Ø200mm	Ø76mm, Ø90mm mm

Cylindrical aluminum poles with flange plate

	Product code	Height	Diameter / Dimensions	Spigot diameter
	PAFC.D114	3m, 4m, 5m m	Ø114mm	Ø114mm mm
	PAFC.D122	3m, 4m, 5m, 6m m	Ø122mm	Ø122mm mm
	PAFC.D148	6m, 7m, 8m m	Ø148mm	Ø148mm mm
	PAFC.D165	6m, 7m, 8m, 9m m	Ø165mm	Ø165mm mm

Project name		Type		Quantity	
Date		Note			

LL2036.758-EN-____-____-____-____-____**-EN-C1-**____-____-____-____-____

Light distribution	Rated input power	Colour temperature	Control	Product colours
[T2] Type II, Asymmetric, Side throw - 137x52° [T3] Type III, Asymmetric, Side throw - 143x68°	[700] 136 W	[730] 3000 K CRI 70 [830] 3000 K CRI 80 [740] 4000 K CRI 70	[ONOFF] On/Off [DALI] DALI [AUTO] AutoDIM [STEP] StepDIM	[HM3]  Anthracite grey [HM4]  Light grey [CC]  Custom colour (Please specify RAL code)

Extras
External surge protection
[SP10] 10 kV
Connectivity
[NM7] NEMA socket - 7 Pin
Light output
[CLO] Constant light output
Consult the factory
[C2] Class II
[UNI] 120-277V 50/60Hz
Luminaire body options
[DPC] Double powder coating

Variant code	Light distribution	Delivered lumens flux	Rated input power	Colour temperature	Control
LL2036.758-EN-T2-700-730	[T2] Type II, Asymmetric, Side throw - 137x52°	15196 lm	136 W	3000 K CRI 70	On/Off, DALI, AutoDIM, StepDIM
LL2036.758-EN-T2-700-740	[T2] Type II, Asymmetric, Side throw - 137x52°	16339 lm	136 W	4000 K CRI 70	On/Off, DALI, AutoDIM, StepDIM
LL2036.758-EN-T2-700-830	[T2] Type II, Asymmetric, Side throw - 137x52°	15196 lm	136 W	3000 K CRI 80	On/Off, DALI, AutoDIM, StepDIM
LL2036.758-EN-T3-700-730	[T3] Type III, Asymmetric, Side throw - 143x68°	15270 lm	136 W	3000 K CRI 70	On/Off, DALI, AutoDIM, StepDIM
LL2036.758-EN-T3-700-740	[T3] Type III, Asymmetric, Side throw - 143x68°	16418 lm	136 W	4000 K CRI 70	On/Off, DALI, AutoDIM, StepDIM
LL2036.758-EN-T3-700-830	[T3] Type III, Asymmetric, Side throw - 143x68°	15270 lm	136 W	3000 K CRI 80	On/Off, DALI, AutoDIM, StepDIM