
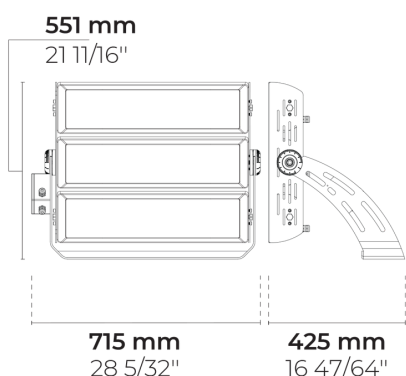



REGIO V2 N 3 Module

LF8038.540-EN

CE UK CA IK08 IP66 

heper⁺



[EL]
Elliptical - 20x30°

[N]
Narrow - 15°

Variants

Light distribution	[EL] 20x30°, [N] 15°
Delivered lumens flux	154513 - 205572 lm
Rated input power	1480 W
Colour temperature	2700 K CRI 80, 3000 K CRI 80, 4000 K CRI 70, 4000 K CRI 80, 5700 K CRI 90
Lifetime L90B50 (hour)	>52,000
Lifetime L80B50 (hour)	>52,000

Options

Control	DALI
Product colours	  

Extras

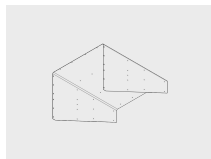
Consult the factory	120-277V 50/60Hz
----------------------------	------------------

Technical information

Mounting	Surface mountable via a bracket
Tilt angle	+110°/-180°
Rotation angle	±6.5°
Housing	Corrosion resistant, die-cast, marine grade aluminum housing
Finishing	Chromate conversion pretreatment followed by electrostatic powder coating
Fasteners	Stainless steel (AISI 304 / EN 1.4301 grade)
Gasket	Silicone
Glass / Diffuser	Tempered safety glass
Impact protection	IK08
Ingress protection	IP66
Input voltage	220-240V 50/60Hz
Insulation class	Class I
Weight	28.8 kg
Driver	External LED driver
Driver surge protection	10/6 kV
Power factor	> 0.99
Through wiring	Single cable entry
Operating temperature	-40...50°C
Cable	1 m of flexible cable

Accessories (To be ordered separately)

Optical accessories






Visor for REGIO V2 3 Module

100139032

Project name		Type		Quantity	
Date		Note			

LF8038.540-EN-__-__-__-__-EN-C1-__-__

Light distribution	Rated input power	Colour temperature	Control	Product colours
[EL] Elliptical - 20x30° [N] Narrow - 15°	[1453] 1480 W	[827] 2700 K CRI 80 [830] 3000 K CRI 80 [740] 4000 K CRI 70 [840] 4000 K CRI 80 [957] 5700 K CRI 90	[DALI] DALI	[HM3]  Anthracite grey [HM4]  Light grey [CC]  Custom colour (Please specify RAL code)
Extras	Accessories (<i>To be ordered separately</i>)			
Consult the factory	Optical accessories			
[UNI] 120-277V 50/60Hz	[100139032] Visor for REGIO V2 3 Module			

Variant code	Light distribution	Delivered lumens flux	Rated input power	Colour temperature	Control
LF8038.540-EN-N-1453-740	[N] Narrow - 15°	201767 lm	1480 W	4000 K CRI 70	On/Off, DALI
LF8038.540-EN-N-1453-827	[N] Narrow - 15°	169230 lm	1480 W	2700 K CRI 80	On/Off, DALI
LF8038.540-EN-N-1453-830	[N] Narrow - 15°	169230 lm	1480 W	3000 K CRI 80	On/Off, DALI
LF8038.540-EN-N-1453-840	[N] Narrow - 15°	183945 lm	1480 W	4000 K CRI 80	On/Off, DALI
LF8038.540-EN-N-1453-957	[N] Narrow - 15°	154513 lm	1480 W	5700 K CRI 90	On/Off, DALI
LF8038.540-EN-EL-1453-740	[EL] Elliptical - 20x30°	205572 lm	1480 W	4000 K CRI 70	On/Off, DALI
LF8038.540-EN-EL-1453-827	[EL] Elliptical - 20x30°	176020 lm	1480 W	2700 K CRI 80	On/Off, DALI
LF8038.540-EN-EL-1453-830	[EL] Elliptical - 20x30°	175973 lm	1480 W	3000 K CRI 80	On/Off, DALI
LF8038.540-EN-EL-1453-840	[EL] Elliptical - 20x30°	191326 lm	1480 W	4000 K CRI 80	On/Off, DALI
LF8038.540-EN-EL-1453-957	[EL] Elliptical - 20x30°	160714 lm	1480 W	5700 K CRI 90	On/Off, DALI