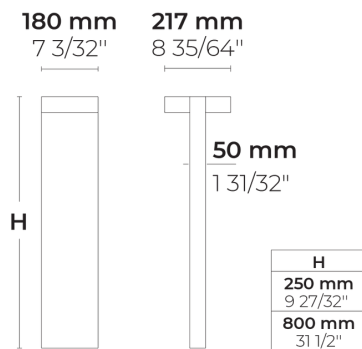


DRAGO Side Duo

LB6068.571-EN



IK08 IP65



[SLSB]

Special linear, Side throw - 145x45°

Variants

Light distribution	[SLSB] 145x45°
Delivered lumens flux	720 - 2100 lm
Rated input power	10 - 20 W
Colour temperature	2200 K CRI 80, 2700 K CRI 80, 3000 K CRI 80, 4000 K CRI 70, 4000 K CRI 80
BUG rating	B0-U0-G0, B0-U0-G1
Lifetime L90B50 (hour)	>42, 000
Lifetime L80B50 (hour)	>42, 000

Options

Control	On/Off, DALI
Product colours	On/Off, DALI
Height	25cm, 80cm,

Extras

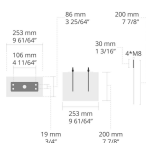
Consult the factory	Emergency kit, Motion sensor, 120-277V 50/60Hz
Luminaire body options	Double powder coating

Technical information

Mounting	Surface mountable
Housing	Corrosion resistant, extruded, marine grade aluminum housing
Finishing	Chromate conversion pretreatment followed by electrostatic powder coating
Fasteners	Stainless steel (AISI 304 / EN 1.4301 grade)
Gasket	Liquid silicone
Lens / Reflector	High reflectance aluminium coating, multifaceted micro reflector
Glass / Diffusor	Tempered safety glass
Impact protection	IK08
Ingress protection	IP65
Input voltage	220-240V 50/60Hz
Insulation class	Class I
Weight	4.11 kg (0.25 m), 5.67 kg (0.8 m)
LED module	High power LEDs on metal-core PCB
Driver	Internal LED driver
Driver surge protection	3/3 kV
Power factor	> 0.90
Through wiring	Single cable entry
Operating temperature	-40...50°C
Cable	0.5 m of flexible cable
Notes	3000K CCT or warmer must be selected to be DarkSky International certified.

Accessories (To be ordered separately)

Anchorage










6281000

6281000

Project name		Type		Quantity	
Date		Note			

LB6068.571-EN-__-__-__-__-EN-C1-__-__-__-__-__

Light distribution	Rated input power	Colour temperature	Control	Product colours
[SLSB] Special linear, Side throw - 145x45°	[350] 10 W [700] 20 W	[822] 2200 K CRI 80 [827] 2700 K CRI 80 [830] 3000 K CRI 80 [740] 4000 K CRI 70 [840] 4000 K CRI 80	[ONOFF] On/Off [DALI] DALI	[HM1]  Black [HM2]  Dark grey [HM3]  Anthracite grey [HM4]  Light grey [HM5]  White [HM6]  Bronze [CC]  Custom colour (Please specify RAL code)
Height	Extras	Accessories (<i>To be ordered separately</i>)		
[H0.25] 25cm [H0.80] 80cm [HC]	Consult the factory [EK] Emergency kit [MS] Motion sensor [UNI] 120-277V 50/60Hz Luminaire body options [DPC] Double powder coating	Anchorage [628I000] 628I000		

Variant code	Light distribution	Delivered lumens flux	Rated input power	Colour temperature	Control
LB6068.571-EN-SLSB-350-740	[SLSB] Special linear, Side throw - 145x45°	1050 lm	10 W	4000 K CRI 70	On/Off, DALI
LB6068.571-EN-SLSB-350-822	[SLSB] Special linear, Side throw - 145x45°	720 lm	10 W	2200 K CRI 80	On/Off, DALI
LB6068.571-EN-SLSB-350-827	[SLSB] Special linear, Side throw - 145x45°	896 lm	10 W	2700 K CRI 80	On/Off, DALI
LB6068.571-EN-SLSB-350-830	[SLSB] Special linear, Side throw - 145x45°	924 lm	10 W	3000 K CRI 80	On/Off, DALI
LB6068.571-EN-SLSB-350-840	[SLSB] Special linear, Side throw - 145x45°	994 lm	10 W	4000 K CRI 80	On/Off, DALI
LB6068.571-EN-SLSB-700-740	[SLSB] Special linear, Side throw - 145x45°	2100 lm	20 W	4000 K CRI 70	On/Off, DALI
LB6068.571-EN-SLSB-700-822	[SLSB] Special linear, Side throw - 145x45°	1442 lm	20 W	2200 K CRI 80	On/Off, DALI
LB6068.571-EN-SLSB-700-827	[SLSB] Special linear, Side throw - 145x45°	1792 lm	20 W	2700 K CRI 80	On/Off, DALI
LB6068.571-EN-SLSB-700-830	[SLSB] Special linear, Side throw - 145x45°	1848 lm	20 W	3000 K CRI 80	On/Off, DALI
LB6068.571-EN-SLSB-700-840	[SLSB] Special linear, Side throw - 145x45°	1988 lm	20 W	4000 K CRI 80	On/Off, DALI