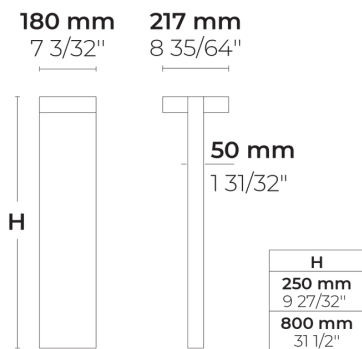


# DRAGO Forward Duo

LB6068.570-US



**[SLFB]**  
Special linear,  
Forward throw -  
65x70°

## Configurations

<b>Light distribution</b>	[SLFB] 65x70°
<b>Delivered lumens flux</b>	1442 - 4200 lm
<b>Rated input power</b>	20 - 40 W
<b>Color temperature</b>	2200 K CRI 80, 2700 K CRI 80, 3000 K CRI 80, 4000 K CRI 70, 4000 K CRI 80
<b>BUG rating</b>	B1-U0-G1, B0-U0-G0
<b>Lifetime L90 (hour)</b>	>42, 000
<b>Lifetime L80 (hour)</b>	>42, 000

## Options

<b>Control</b>	On/Off, 0-10V
<b>Product colors</b>	
<b>Height</b>	0.8', 2.6',

## Extras

<b>Consult the factory</b>	Emergency kit, Motion sensor
<b>Luminaire body options</b>	Double powder coating

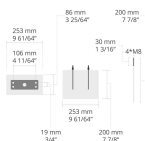
## Technical information

<b>Mounting</b>	Surface mountable
<b>Housing</b>	Corrosion resistant, extruded, marine grade aluminum housing
<b>Finishing</b>	Chromate conversion pretreatment followed by electrostatic powder coating
<b>Fasteners</b>	Stainless steel (AISI 304 / EN 1.4301 grade)
<b>Gasket</b>	Liquid silicone
<b>Lens / Reflector</b>	High reflectance aluminium coating, multifaceted micro reflector
<b>Glass / Diffusor</b>	Tempered safety glass
<b>Impact protection</b>	IK08
<b>Ingress protection</b>	IP65
<b>Input voltage</b>	120-277V 50/60Hz
<b>Insulation class</b>	Class I
<b>Weight</b>	15.4 lbs (2.6'), 13.2 lbs (0.8')
<b>LED module</b>	High power LEDs on metal-core PCB
<b>Driver</b>	Internal LED driver
<b>Driver surge protection</b>	3/3 kV
<b>Power factor</b>	> 0.90
<b>Through wiring</b>	Single power cord entry
<b>Operating temperature</b>	-40...50°C
<b>Power cord</b>	20" of outdoor use rated flexible power cord
<b>Notes</b>	3000K CCT or warmer must be selected to be DarkSky International certified.

## Accessories (To be ordered separately)

---

### Anchor bolts










**6281000**

6281000

Project name		Type		Quantity	
Date		Note			

**LB6068.570-US-**\_\_\_\_-\_\_\_\_-\_\_\_\_-\_\_\_\_-\_\_\_\_-\_\_\_\_-\_\_\_\_-\_\_\_\_-\_\_\_\_-\_\_\_\_

Light distribution	Rated input power	Color temperature	Control	Product colors
<b>[SLFB]</b> Special linear, Forward throw - 65x70°	<b>[350]</b> 20 W	<b>[822]</b> 2200 K CRI 80	<b>[ONOFF]</b> On/Off  <b>[0-10V]</b> 0-10V	<b>[HM1]</b>  Black
	<b>[700]</b> 40 W	<b>[827]</b> 2700 K CRI 80		<b>[HM2]</b>  Dark gray
		<b>[830]</b> 3000 K CRI 80		<b>[HM3]</b>  Anthracite gray
		<b>[740]</b> 4000 K CRI 70		<b>[HM4]</b>  Light gray
		<b>[840]</b> 4000 K CRI 80		<b>[HM5]</b>  White
				<b>[HM6]</b>  Bronze
				<b>[CC]</b>  Custom color (Please specify RAL code)
<b>Height</b>	<b>Extras</b>	<b>Accessories (<i>To be ordered separately</i>)</b>		
<b>[H0.25]</b> 0.8'  <b>[H0.80]</b> 2.6'  <b>[HC]</b>	<b>Consult the factory</b>  <b>[EK]</b> Emergency kit  <b>[MS]</b> Motion sensor  <b>Luminaire body options</b>  <b>[DPC]</b> Double powder coating	<b>Anchor bolts</b>  <b>[628I000]</b> 628I000		

Configuration code	Light distribution	Delivered lumens flux	Rated input power	Color temperature	Control
LB6068.570-US-SLFB-350-740	[SLFB] Special linear, Forward throw - 65x70°	2100 lm	20 W	4000 K CRI 70	On/Off, 0-10V
LB6068.570-US-SLFB-350-822	[SLFB] Special linear, Forward throw - 65x70°	1442 lm	20 W	2200 K CRI 80	On/Off, 0-10V
LB6068.570-US-SLFB-350-827	[SLFB] Special linear, Forward throw - 65x70°	1792 lm	20 W	2700 K CRI 80	On/Off, 0-10V
LB6068.570-US-SLFB-350-830	[SLFB] Special linear, Forward throw - 65x70°	1848 lm	20 W	3000 K CRI 80	On/Off, 0-10V
LB6068.570-US-SLFB-350-840	[SLFB] Special linear, Forward throw - 65x70°	1988 lm	20 W	4000 K CRI 80	On/Off, 0-10V
LB6068.570-US-SLFB-700-740	[SLFB] Special linear, Forward throw - 65x70°	4200 lm	40 W	4000 K CRI 70	On/Off, 0-10V
LB6068.570-US-SLFB-700-822	[SLFB] Special linear, Forward throw - 65x70°	2884 lm	40 W	2200 K CRI 80	On/Off, 0-10V
LB6068.570-US-SLFB-700-827	[SLFB] Special linear, Forward throw - 65x70°	3584 lm	40 W	2700 K CRI 80	On/Off, 0-10V
LB6068.570-US-SLFB-700-830	[SLFB] Special linear, Forward throw - 65x70°	3696 lm	40 W	3000 K CRI 80	On/Off, 0-10V
LB6068.570-US-SLFB-700-840	[SLFB] Special linear, Forward throw - 65x70°	3976 lm	40 W	4000 K CRI 80	On/Off, 0-10V