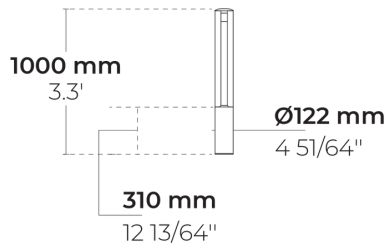


POLSO S

LB6051.006-EN



PHASED-
OUT



[SYM-3L]

Symmetric, Special
effect: 3 lines -
38x117°

Variants

Light distribution	[SYM-3L] 38x117°
Delivered lumens flux	390 - 410 lm
Rated input power	7.5 W
Colour temperature	3000 K CRI 90, 4000 K CRI 90
BUG rating	B0-U1-G0
ULOR (%)	0.9

Options

Control	On/Off
Product colours	

Extras

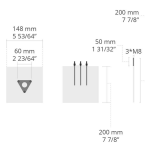
Consult the factory	120-277V 50/60Hz
Luminaire body options	Double powder coating

Technical information

Certificates	CE, UKCA
Housing	Corrosion resistant, marine grade aluminum housing
Finishing	Chromate conversion pretreatment followed by electrostatic powder coating
Fasteners	Stainless steel (AISI 304 / EN 1.4301 grade)
Gasket	Liquid silicone
Glass / Diffusor	Tempered safety glass
Impact protection	IK05
Ingress protection	IP65
Input voltage	220-240V 50/60Hz
Insulation class	Class I
Weight	3.6 kg
Driver	Integral LED driver
Power factor	> 0.80
Through wiring	Single cable entry
Cable	0.5 m of flexible cable
Notes	This product is supplied without a bulb as standard. The shown lighting distribution and performance are indicative but can change depending on the bulb. Please consult the factory for bulb options and availability.

Accessories (To be ordered separately)

Anchorage










6281002

6281002

Project name		Type		Quantity	
Date		Note			

LB6051.006-EN-__-__-__-__-EN-C1-__-__-__

Light distribution	Rated input power	Colour temperature	Control	Product colours
[SYM-3L] Symmetric, Special effect: 3 lines - 38x117°	[] 7.5 W	[930] 3000 K CRI 90 [940] 4000 K CRI 90	[ONOFF] On/Off	[HM1]  Black [HM2]  Dark grey [HM3]  Anthracite grey [HM4]  Light grey [HM5]  White [HM6]  Bronze [CC]  Custom colour (Please specify RAL code)
Extras	Accessories (To be ordered separately)			
Consult the factory	Anchorage			
[UNI] 120-277V 50/60Hz	[628I002] 628I002			
Luminaire body options				
[DPC] Double powder coating				

Variant code	Light distribution	Delivered lumens flux	Rated input power	Colour temperature	Control
LB6051.006-EN-SYM-3L-930	[SYM-3L] Symmetric, Special effect: 3 lines - 38x117°	390 lm	7.5 W	3000 K CRI 90	On/Off
LB6051.006-EN-SYM-3L-940	[SYM-3L] Symmetric, Special effect: 3 lines - 38x117°	410 lm	7.5 W	4000 K CRI 90	On/Off