


ZETA

Robust In-ground Family with
Powerful Optics

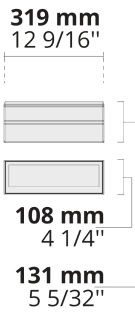


Multiple lengths, highly uniform light distribution, and hardwearing characteristics make the "walk-over" ZETA family stand out for facade washing applications in high-end architectural projects.

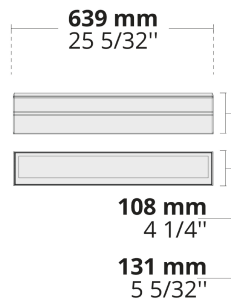
- 1 to 6 light distribution ratio with a uniform wall-wash effect (DYN)
- Equipped with HEPER's Dyno (DYN) module
- Superior glare management with hidden light source
- Easy installation with in-ground housing and IP rated connectors

Product code	Product name	Light distribution	Delivered lumens flux	Rated input power	Color temperature	Control	Weight
LR9012.582-US	ZETA 4 Dyno	[WW] 49x33°,	793 - 930 lm	10 W	2700 K CRI 80, 3000 K CRI 80, 4000 K CRI 70, 4000 K CRI 80	On/Off, 0-10V	6.1 lbs
LR9012.583-US	ZETA 8 Dyno	[WW] 45x85°,	1592 - 1866 lm	20 W	2700 K CRI 80, 3000 K CRI 80, 4000 K CRI 70, 4000 K CRI 80	On/Off, 0-10V	12 lbs
LR9012.584-US	ZETA 12 Dyno	[WW] 45x85°,	2388 - 2799 lm	30 W	2700 K CRI 80, 3000 K CRI 80, 4000 K CRI 70, 4000 K CRI 80	On/Off, 0-10V	17.3 lbs

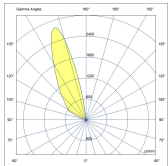
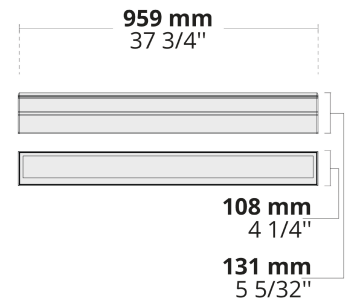
LR9012.582



LR9012.583



LR9012.584



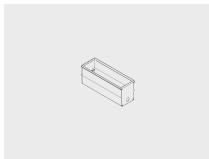
[WW]

Wall-wash

Accessories (Included)

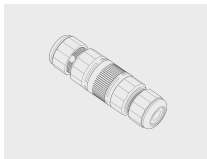
Accessories (To be ordered separately)

Mounting accessories



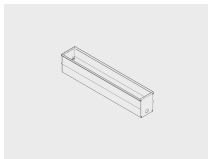
**Aluminium case
for ZETA 4 Dyno /
MOLTO 2 Hybrid**
007500582

Mounting accessories



**Connector set - 5-
pole**
141407400

Mounting accessories



**Aluminium case
for ZETA 8 Dyno /
MOLTO 4 Hybrid**
007500618

Mounting accessories



**Case removing
vacuum**
160404012

Mounting accessories



**Aluminium case
for ZETA 12 Dyno /
MOLTO 6 Hybrid**
007500402



[SS]

Stainless
steel