

# TROLI

Simple and Reliable Bollard Family



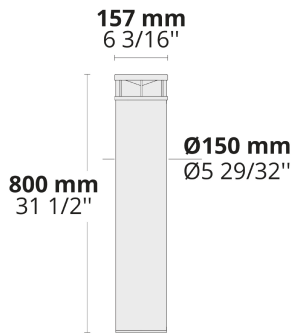
PHASED-  
OUT

The combination of traditional clean looks with a unique lighting approach makes TROLI stand out to illuminate pathways, landscaped areas, and other public spaces.


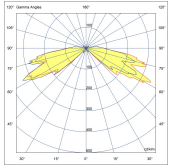
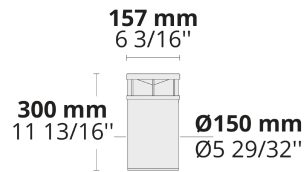
- Equipped with HEPER's Hybrid (HYB) module
- Optimized light distribution with secondary reflector technology
- Easy installation and maintenance

Product code	Product name	Light distribution	Delivered lumens flux	Rated input power	Color temperature	Control	Weight
LB6009.693-US	TROLI	[SYM-3L] 165°	444 - 541 lm	10 W	2700 K CRI 80, 3000 K CRI 80, 4000 K CRI 70, 4000 K CRI 80	On/Off, 0-10V	9.7 lbs
LB7032.693-US	TROLI S	[SYM-3L] 165°	444 - 541 lm	10 W	2700 K CRI 80, 3000 K CRI 80, 4000 K CRI 70, 4000 K CRI 80	On/Off, 0-10V	5.5 lbs

LB6009.693



LB7032.693



[SYM-3L]

Symmetric,  
Special effect: 3  
lines

## Extras

Luminaire body options

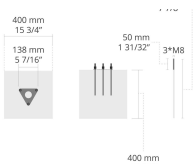
**DPC**

**DPC**

Double powder  
coating

## Accessories (To be ordered separately)

Anchor bolts




**612J014**


612J014




**[HM1]**  
Black




**[HM2]**  
Dark gray



**[HM3]**  
Anthracite  
gray



**[HM4]**  
Light gray



**[HM5]**  
White



**[HM6]**  
Bronze



**[CC]**  
Custom  
color  
(Please  
specify RAL  
code)